Heyco® HEYCaps and Nylon Finishing Plugs

HEYCO®







CONTENTS

Heyco® Dome Plugs 4
Heyco® Thick Panel Dome Plugs 5
Heyco® Shorty Plugs 6
Heyco® Thin Panel Dome Plugs 7
Heyco® Halogen and Phosphorus-Free 94V-0 Hole Plugs 8
Heyco® Extra Dome Plugs 9
Heyco® Snap-In Metric Dome Plugs 9
Heyco® Vent Plugs and Thick Panel Vent Plugs 10
HEYClean™ Filter Insert Vent Plugs 11
Heyco® Louvered Plugs 12
HEYClean™ Filter Insert Louvered Plugs 12
Heyco® Threaded Vent Plugs 13
HEYClean™ Liquid Tight Threaded Vent Plugs 14
HEYClean™ Liquid Tight Snap-In Vent Plugs 15
Heyco® Glossy Plugs 16
Heyco® Thick Panel Glossy Plugs 17
Heyco® Metric Ergonomic Plugs 18
Heyco® Insulation Plug 18
Heyco® Pry Out Plugs 19
Heyco® Window Plugs 20
Heyco® Shorty and Oval Window Plugs 21
Heyco® "Double D" Hole Plugs 22
Heyco® Knock-Out Seals 23
Heyco® Thick Panel Knock-Out Seals 23
HEYCap™ D-Subminiature and Electro Miniature Protection Caps 24
Heyco® Nylon D-Subminiature Mounting Hole Plugs 25
Heyco® IEC-14 Plug 25
Heyco® Liquid Tight Hole Plugs 26
HEYCo-molded™ Liquid Tight Break-Thru Plugs 27
Heyco® Liquid Tight Threaded Plugs 28
Heyco® PG Threaded Plugs 29
Heyco® Metric Threaded Plugs 29
Heyco® Threaded Plugs for Straight Threaded Ports – NPS 30
Heyco® Threaded Plugs for Straight Threaded Ports – SAE & ISO 31
Heyco® Push-In Threaded Plugs 32
Heyco® TEMPlugs™ for NPT Threaded Ports 33
HEYCap™ Tapered Plugs and Caps – NPT & SAE 34, 35
Heyco® LDPE Sheet Metal Plugs – Recessed Head 36
Heyco® Sheet Metal Plugs – Finished Head 37
HEYCaps™ for Round Tubing 38
Heyco® Plugs for Round Tubing 39
Heyco® Plugs for Square Tubing – Clearance Fit 40
Heyco® Plugs for Square Tubing – Ribbed Fit 41
Heyco® Ergonomic Plugs for Square Tubing 42
Heyco® Domed Plugs for Square and Rectangular Tubing 42
Heyco® Plugs for Rectangular Tubing 43
Heyco® Custom Engraved Tops for Plugs 44
Heyco® Stock and Custom Colors for Dome Plugs and Shorty Plugs 45
Heyco® Not All Plugs are Round 46
Heyco® Hole Plugs LabKit #3 47
Heyco® Strain Reliever . . . . . Back Cover

HEYCO

What's New

...not previously released (or released prior to 2009)

Dome Plugs (DP) 250-040 for 1,0 mm thick panels 4

Large Dome Plugs (DP) 3.0″ through 6.0″ 4

Thick Panel Dome Plugs (DPT) – expanded range 5

Halogen and Phosphorus-Free 94 V-O Plugs (HFP) 8

Extra Dome Plugs (EDP) 3.0″ and 5.0″ 9

Vent Plugs (VP) – expanded range 10

HEYClean™ Filter Insert Vent Plugs (FIVP) 11

HEYClean™ Filter Insert Louvered Plugs (FILP) 12

Threaded Vent Plugs (TVP) 13

HEYClean™ Liquid Tight Threaded Vent Plugs (LTTVP) 14

HEYClean™ Liquid Tight Snap-in Vent Plugs (LTSV) 15

Metric Ergonomic Plugs (SMP) 18

Shorty Window Plugs (SWP) 21

"Double D" Hole Plugs (DD) – expanded range 22

HEYCap™ D-Subminiature (DSC) and Electro Miniature Caps (EMC) 24

D-Subminiature Plugs (POP-DB) and IEC-14 Plug (IECP) 25

LOW DUROMETER Liquid Tight Plugs (KOS-LT) 26

Thick Panel **HEYCo-molded**™ Liquid Tight Break-Thru Plugs
(LTBP) – expanded range 27

Liquid Tight Threaded Hole Plugs (LTTP) – expanded range 28

BLACK COLOR Pg and Metric Threaded Plugs (TP) 29

Push-in Threaded Plugs (PIP) 32

Tapered HEYCaps and Plugs (TCP) 34, 35

Sheet Metal Plugs – Recessed and Finished Head (SMP) 36, 37

Tubing HEYCaps and Plugs – for round, square, and rectangular tubing . . .38-43

Custom Plug Top molded logos and engraving capability 44

Stock and Custom Colors for Dome, Glossy, and Shorty Plugs 45

HEYCO

Heyco® Dome Plugs

Mounting Hole Diameter Range: .187″ (4,7 mm) to 6.000″ (152,4 mm)

- Close unneeded panel holes and electrical knockouts.
- Quick and easy installation.
- Convex, matte finish head tapers to thin edge (Except DP-187).
- Multiple sizes for use in .187″ (4,7 mm) to 6.000″ (152,4 mm) diameter holes.
- Lock firmly into panel up to .250″ (6,4 mm) thick.
- Locking fingers in fractional increments up to the maximum panel thickness.
- Approximate Head Thickness: .062″ (1,6 mm). Thickness may vary.
- For Snap-In Metric Dome Plugs see page 9.

MOUNTING HOLE DIAMETER in.	MOUNTING HOLE DIAMETER mm.	PART NO. Black	PART NO. White	PART NO. Colors xx**	DESCRIPTION	PART DIMENSIONS A Head Diameter in.	PART DIMENSIONS A Head Diameter mm.	PART DIMENSIONS B Overall Height in.	PART DIMENSIONS B Overall Height mm.
Single Locking Step for Panel Thickness up to .062″ (1,6 mm)									
.187	4,7	**2590**	**2591**	2592xx	DP 187*	.250	6,4	.234	5,9
.250	6,4	**2607** **2603**	**2608** **2604**	2609xx 2605xx	DP 250-040† DP 250	.312	7,9	.312	7,9
.312	7,9	**2613**	**2614**	2615xx	DP 312	.375	9,5	.312	7,9
Multiple Locking Steps for Panel Thickness up to .125″ (3,2 mm)									
.375	9,5	**2617**	**2618**	2619xx	DP 375	.468	11,9	.406	10,3
.437	11,1	**2633**	**2634**	2635xx	DP 437	.531	13,5		
.500	12,7	**2643**	**2644**	2645xx	DP 500	.560	14,2		
.562	14,3	**2653**	**2654**	2655xx	DP 562	.656	16,7		
.625	15,9	**2663**	**2664**	2665xx	DP 625	.718	18,2		
.687	17,4	**2673**	**2674**	2675xx	DP 687	.781	19,8		
.750	19,1	**2683**	**2684**	2685xx	DP 750	.921	23,4		
.812	20,6	**2693**	**2694**	2695xx	DP 812	.990	25,1		
.875	22,2	**2703**	**2704**	2705xx	DP 875	1.015	25,8	.453	11,5
1.000	25,4	**2713**	**2714**	2715xx	DP 1000	1.203	30,6		
1.093 - 1.125	27,8 - 28,6	**2723**	**2724**	2725xx	DP 1093	1.218	30,9		
1.187	30,1	**2733**	**2734**	2735xx	DP 1187	1.332	33,3		
1.250	31,7	**2740**	**2741**	2742xx	DP 1250	1.375	34,9		
1.375	34,9	**2753**	**2754**	2755xx	DP 1375	1.500	38,1		
1.500	38,1	**2763**	**2764**	2765xx	DP 1500	1.671	42,4		
1.750	44,5	**2773**	**2774**	2775xx	DP 1750	1.916	48,7		
2.000	50,8	**2783**	**2784**	2785xx	DP 2000	2.170	55,1	.469	11,9
Multiple Locking Steps for Panel Thickness up to .250″ (6,4 mm)									
2.093 - 2.125	53,2 - 54,0	**2403**	**2404**	***	DP 2.093	2.343	59,9	.750	19,1
2.250	57,2	**2411**	**2412**	2413xx	DP 2.25	2.479	63,0	.750	19,1
2.500	63,5	**2790**	**2791**	2792xx	DP 2.5	2.710	68,8		
3.000	76,2	**2455**	**2456**	2457xx	DP 3.0	3.160	80,3	.740	18,8
3.375	85,7	**2482**	**2483**	***	DP 3.375	3.656	92,9	.750	19,1
3.500	88,9	**2464**	**2465**	2466xx	DP 3.5	3.656	92,9		
4.000	101,6	**2473**	**2474**	2475xx	DP 4.0	4.165	105,8	.710	18,0
5.000	127,0	**2451**	**2452**	***	DP 5.0	5.237	133,0	.750	19,1
6.000	152,4	**2453**	**2454**	***	DP 6.0	6.219	157,9	.781	19,8

NEW!

Standard colors black and white. Consult Heyco for other colors (see below)

*Convex, glossy finish head.

** "xx" indicates that, following the color match process, Heyco adds a two letter suffix to the Root Part No. shown. This suffix will identify your particular CUSTOM Color selection. Consult Heyco for molded nylon color chips for accurate matching. For details as well as information regarding our Stock Colors, see page 45.

***Consult Heyco for root Part No.

† Max panel thickness is .040″ (1,0 mm)

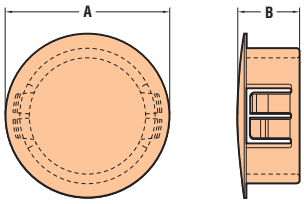

Quick Specs

Material	**Nylon 6/6**
Certifications	**Recognized under the Component Program of Underwriters' Laboratories File E51579** **Certified by the Canadian Standards Association File 8919**
Flammability Rating	**94V-2**
Temperature Rating	**-40°F (-40°C) to 221°F (105°C)**

1-800-526-4182 • 732-286-1800 (NJ) • FAX: 732-244-8843 • www.heyco.com

HEYCO

Heyco® Thick Panel Dome Plugs

Mounting Hole Diameter Range: .375″ (9,5 mm) to 2.000″ (50,8 mm)

MOUNTING HOLE DIAMETER in.	MOUNTING HOLE DIAMETER mm.	PART NO. Black	PART NO. White	DESCRIPTION	PART DIMENSIONS A Head Diameter in.	A Head Diameter mm.	B Overall Height in.	B Overall Height mm.
Single Locking Step for Panel Thickness up to .172″ (4,4 mm)								
.375	9,5	**2624**	**2625**	DPT 375	.468	11,9	.406	10,3 NEW!
Multiple Locking Steps for Panel Thickness up to .250″ (6,4 mm)								
.500	12,7	**3004**	**3005**	DPT 500	.578	14,7	.562	14,3
.625	15,9	**3006**	**3007**	DPT 625 *	.730	18,5	.520	13,2
.750	19,1	**3008**	**3009**	DPT 750 *	.910	23,1		
.812	19,6	**2667**	**2668**	DPT 812-500**	1.020	25,9	.880	22,4 NEW!
.875	22,2	**3044**	**3045**	DPT 875	1.015	25,8	.562	14,3
1.000	25,4	**3046**	**3047**	DPT 1000	1.203	30,6		
1.093 - 1.125	27,8 - 28,6	**3018**	**3019**	DPT 1093	1.218	30,9		
1.187	30,1	**3100**	**3101**	DPT 1187	1.312	33,3		
1.250	31,7	**3102**	**3103**	DPT 1250	1.375	34,9		
1.375	34,9	**3106**	**3107**	DPT 1375	1.500	38,1		
1.500	38,1	**3048**	**3049**	DPT 1500	1.671	42,4		
1.750	44,5	**3027**	**3028**	DPT 1750	1.906	48,4		
2.000	50,8	**3050**	**3051**	DPT 2000	2.170	55,1	.580	14,7

Standard color black. Consult Heyco for other colors.

*Single locking step for panel thickness up to .250″ (6,4 mm).

**For Panel Thickness from .20″ (5,1 mm) to .50″ (12,7 mm). AKA "Whistle-free Plug".

- For use in panels thicker than .125″ (3,2 mm).
- Close unneeded panel holes and electrical knock-outs.
- Locking fingers snap into holes with fingertip pressure for quick and easy installation.
- Convex, matte finish head tapers to a thin edge.
- Locking fingers in fractional increments up to the maximum panel thickness.
- Withstand a push back force of 35 pounds.
- Available in multiple sizes for use in .375″ (9,5 mm) to 2.000″ (50,8 mm) diameter holes for panel thickness up to .250″ (6,4 mm).
- Approximate Head Thickness: .062″ (1,6 mm). Thickness may vary.

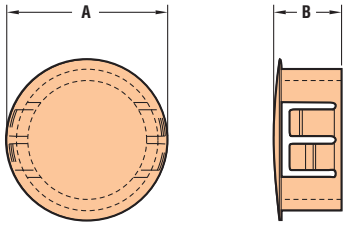

Material	**Nylon 6/6**
Certifications	**Recognized under the Component Program of Underwriters' Laboratories, File E51579 (Thick Panel Dome Plugs only)** **Certified by Canadian Standards Association, File 8919**
Flammability Rating	**94V-2**
Temperature Rating	**-40°F (-40°C) to 221°F (105°C)**

Quick Specs

HEYCO

Heyco® Shorty Plugs

Single Locking Step for Panel Thickness up to: .062˝ (1,6 mm)
Mounting Hole Diameter Range: .218˝ (5,5 mm) to 1.093˝ (27,8 mm)

- Limited intrusion .125˝ (3,2 mm) inside the panel.
- Quick and easy installation.
- Multiple sizes for mounting holes from .218˝ (5,5 mm) to 1.093˝ (27,8 mm).
- Approximate Head Thickness: .062˝ (1,6 mm).
- For Shorty Window Plugs see page 21.

MOUNTING HOLE DIAMETER		PART NO.			DESCRIPTION	PART DIMENSIONS			
						A Head Diameter		B Overall Height	
in.	mm.	Black	White	Colors xx**		in.	mm.	in.	mm.
.218	5,5	**1654**	**1655**	1656xx	SP 218	.281	7,1	.250	6,4
.281	7,1	**1660**	**1661**	1662xx	SP 281	.343	8,7		
.312	7,9	**1678**	**1679**	1680xx	SP 312	.375	9,5		
.343	8,7	**1663**	**1664**	1665xx	SP 343	.406	10,3		
.375	9,5	**1681**	**1682**	1683xx	SP 375	.468	11,9	.250	6,4
.406	10,3	**1666**	**1667**	1668xx	SP 406				
.437	11,1	**1684**	**1685**	1686xx	SP 437	.531	13,5	.250	6,4
.468	11,9	**1669**	**1670**	1671xx	SP 468				
.500	12,7	**1687**	**1688**	1689xx	SP 500	.563	14,3	.250	6,4
.531	13,5	**1672**	**1673**	1674xx	SP 531	.593	15,1		
.593	15,1	**1675**	**1676**	1677xx	SP 593	.687	17,5		
.625	15,9	**1690**	**1691**	1692xx	SP 625	.718	18,3		
.750	19,0	**1693**	**1694**	1695xx	SP 750	.843	21,4		
.781	19,8	**1696**	**1697**	1698xx	SP 781	.890	22,6		
.875	22,2	**1699**	**1700**	1701xx	SP 875	.968	24,6		
1.000	25,4	**1702**	**1703**	1704xx	SP 1000	1.200	30,5		
1.093	27,8	**1705**	**1706**	1707xx	SP 1093	1.219	31,0		

Standard colors black or white. Consult Heyco for other colors (see below).

** "xx" indicates that, following the color match process, Heyco adds a two letter suffix to the Root Part No. shown. This suffix will identify your particular CUSTOM Color selection. Consult Heyco for molded nylon color chips for accurate matching. For details as well as information regarding our Stock Colors, see page 45.

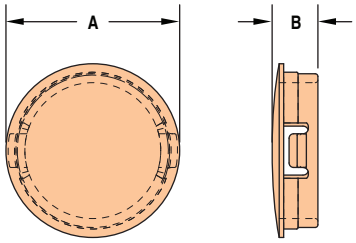

Quick Specs

Material	Nylon 6/6
Certifications	Recognized under the Component Program of Underwriters' Laboratories File E51579
	Certified by the Canadian Standards Association File 8919
Flammability Rating	94V-2
Temperature Rating	-40°F (-40°C) to 221°F (105°C)

1-800-526-4182 • 732-286-1800 (NJ) • FAX: 732-244-8843 • www.heyco.com

HEYCO

Heyco® Thin Panel Dome Plugs

Multiple Locking Steps for Panels as Thin as .020″ (0,5 mm)

Mounting Hole Diameter Range: .218″ (5,5 mm) to .875″ (22,2 mm)*

PANEL DIMENSIONS Thickness at Locking Finger Steps in.	mm.	Mounting Hole Diameter* in.	mm.	PART NO. Black	White	DESCRIPTION	PART DIMENSIONS A Head Diameter in.	mm.	B Overall Height in.	mm.
Three Steps to .048″ (1,2 mm) thick										
.020 .032 .048	0,5 0,8 1,2	.218	5,5	**1654N**	**1655N**	SP 218N	.281	7,1	.250	6,4
		.250	6,4	**2607N**	**2608N**	SP 250N	.312	7,9		
		.281	7,1	**1660N**	**1661N**	SP 281N	.344	8,7		
		.312	7,9	**1678N**	**1679N**	SP 312N	.375	9,5		
		.343	8,7	**1663N**	**1664N**	SP 343N	.406	10,3		
		.375	9,5	**1681N**	**1682N**	SP 375N	.468	11,9		
Five Steps to .064″ (1,6 mm) thick										
.020 .032 .040 .064 .064	0,5 0,8 1,0 1,6 1,6	.500	12,7	**1687N**	**1688N**	SP 500N	.563	14,3	.250	6,4
		.625	15,9	**1690N**	**1691N**	SP 625N	.718	18,3		
		.750	19,1	**1693N**	**1694N**	SP 750N	.937	23,8		
		.875	22,2	**1699N**	**1700N**	SP 875N	.968	24,6		

Standard color black. Consult Heyco for other colors.

*Consult Heyco for other Mounting Hole Diameters. Our Axcell Rapid Response Team is ready to meet your requirements.

- Provide a flush, finished fit in panels as thin as .020″ (0,5 mm).
- Quick and easy installation.
- Multiple sizes for mounting holes from .218″ (5,5 mm) to .875″ (22,2 mm).
- Consult Heyco for other Thin Panel Mounting Hole Diameters.
- Lock firmly in panels up to .064″ (1,6 mm) thick.

Material	**Nylon 6/6**
Certifications	**Recognized under the Component Program of Underwriters' Laboratories, File E51579** **Certified by Canadian Standards Association, File 8919**
Flammability Rating	**94V-2**
Temperature Rating	**-40°F (-40°C) to 221°F (105°C)**

Quick Specs

HEYCO

Heyco® Halogen and Phosphorus-Free 94V-0 Hole Plugs

Heat Stabilized • Self Extinguishing • Nontoxic • UV Resistant

Mounting Hole Diameter Range: .187″ (4,7 mm) to 2.000″ (50,8 mm)

- Molded from a nylon material which, in the event of a fire, will not burn and will not produce toxic gases. Also formulated for sunlight resistance. Other Heyco products are available in this material–please consult Heyco.
- Close unneeded panel holes.
- Quick and easy installation.
- Convex, matte finish head tapers to a thin edge (Except HFP-187 glossy finish).
- Lock firmly into panel up to .125″ (3,2 mm) thick.
- Locking fingers in fractional increments up to the maximum panel thickness.
- Approximate Head Thickness: .062″ (1,6 mm). Thickness may vary.
- Multiple sizes for use in .187″ (4,7 mm) to 2.000″ (50,8 mm) diameter holes. Consult Heyco for larger sizes.

MOUNTING HOLE DIAMETER in.	MOUNTING HOLE DIAMETER mm.	PART NO. Black	DESCRIPTION	PART DIMENSIONS A Head Diameter in.	A Head Diameter mm.	B Overall Height in.	B Overall Height mm.
Single Locking Step for Panel Thickness up to .062″ (1,6 mm)							
.187	4,7	**2593**	HFP 187*	.250	6,4	.240	6,1
.250	6,4	**2606**	HFP 250	.312	7,9	.312	7,9
.312	7,9	**2616**	HFP 312	.375	9,5		
Multiple Locking Steps for Panel Thickness up to .125″ (3,2 mm)							
.375	9,5	**2623**	HFP 375	.468	11,9	.406	10,3
.437	11,1	**2636**	HFP 437	.531	13,5		
.500	12,7	**2646**	HFP 500	.578	14,7		
.625	15,9	**2666**	HFP 625	.718	18,2		
.750	19,1	**2686**	HFP 750	.921	23,4		
.875	22,2	**2706**	HFP 875	1.015	25,8	.453	11,5
1.000	25,4	**2716**	HFP 1000	1.203	30,6		
1.093 - 1.125	27,8 - 28,6	**2729**	HFP 1093	1.218	30,9		
1.250	31,7	**2749**	HFP 1250	1.375	34,9		
1.375	34,9	**2759**	HFP 1375	1.500	38,1		
1.500	38,1	**2769**	HFP 1500	1.686	42,8		
1.750	44,5	**2779**	HFP 1750	1.916	48,7		
2.000	50,8	**2789**	HFP 2000	2.170	55,1	.469	11,9

Standard color black.
*Convex, glossy finish head.

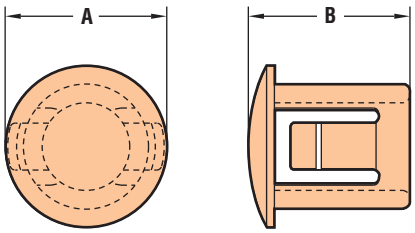

SINGLE PANEL THICKNESS DESIGN

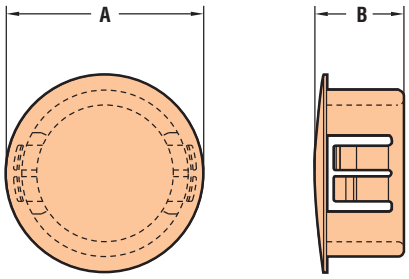

MULTIPLE PANEL THICKNESS DESIGN

Quick Specs

Material	Nylon 6/6
Certifications	Recognized under the Component Program of Underwriters' Laboratories File E51579
	Certified by the Canadian Standards Association File 8919
Flammability Rating	94V-0
Temperature Rating	-40°F (-40°C) to 221°F (105°C)

1-800-526-4182 • 732-286-1800 (NJ) • FAX: 732-244-8843 • www.heyco.com

HEYCO

Heyco® Extra Dome Plugs

Multiple Locking Steps for Panel Thickness up to .250˝ (6,4 mm)

MOUNTING HOLE DIAMETER		PART NO.		DESCRIPTION	PART DIMENSIONS					
					A Head Diameter		B Overall Height		C Inside Height	
in.	mm.	Black	White		in.	mm.	in.	mm.	in.	mm.
3.0	76,2	**2442**	**2443**	EDP 3.0	3.22	81,8	1.37	34,8	1.26	32,0
5.0	127,0	**2444**	**2445**	EDP 5.0	5.22	132,6	1.41	35,8	1.31	33,3

Standard colors black. Consult Heyco for other colors.

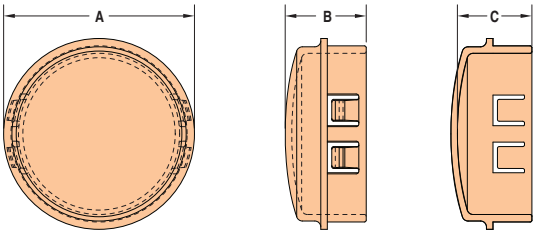

- **Extra dome height** for additional clearance under the top.
- Consult Heyco for additional sizes.
- Lock firmly into panels up to .250˝ (6,4 mm) thick.
- Locking fingers in fractional increments up to the maximum panel thickness.
- Not UL Recognized.

Heyco® Snap-In Metric Dome Plugs

Multiple Locking Steps for Panel Thickness up to 2,5 mm (.098˝)
Mounting Hole Diameter Range: 16,0 mm (.630˝) to 32,0 mm (1.260˝)

MOUNTING HOLE DIAMETER		PART NO.		DESCRIPTION	PART DIMENSIONS			
					A Head Diameter		B Overall Height	
mm.	in.	Black	White		mm.	in.	mm.	in.
16,0	.630	**2128**	**2130**	MDP 16	18,5	.728	10,3	.406
20,0	.787	**2131**	**2132**	MDP 20	22,6	.890		
25,0	.984	**2133**	**2134**	MDP 25	29,8	1.173	11,5	.453
32,0	1.260	**2135**	**2136**	MDP 32	35,3	1.388		

Standard color black. Consult Heyco for other colors.

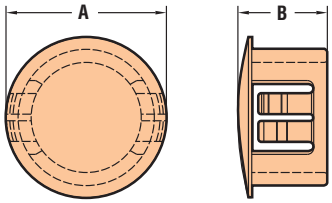

- Multiple sizes for use in 16,0 mm (.630˝) to 32,0 mm (1.260˝) diameter holes. For other metric sizes, consult Heyco.
- Close unneeded panel holes.
- Quick and easy installation.
- Convex, matte finish head tapers to a thin edge.
- Lock firmly into panel up to 4,1 mm (.162˝) thick.
- Approximate Head Thickness: 1,6 mm (.062˝).
- For **Threaded** Metric Plugs, see page 29.
- For our complete range of Dome Plugs, see page 4.

Material	**Nylon 6/6**
Certifications	**Recognized under the Component Program of Underwriters' Laboratories, File E51579 (MDP's only)**
	Certified by Canadian Standards Association, File 8919 (MDP's only)
Flammability Rating	**94V-2**
Temperature Rating	**-40°F (-40°C) to 221°F (105°C)**

Quick Specs

HEYCO

Heyco® Vent Plugs and Thick Panel Vent Plugs

Mounting Hole Diameter Range: .500″ (12,7 mm) to 4.000″ (101,6 mm)

- **Permit the passage of air** for ventilation and heat dissipation.
- Quick and easy installation with only fingertip pressure.
- Convex, matte finish head tapers to a thin edge.
- VP-500 through VP-875 have .094″ (2,4 mm) diameter vent holes. All other sizes have .125″ (3,2 mm) diameter vents.
- Lock firmly into panel up to .250″ (6,4 mm) thick.
- Locking fingers in fractional increments up to the maximum panel thickness.
- Multiple sizes for use in .500″ (12,7 mm) to 4.000″ (101,6 mm) diameter holes.
- Approximate Head Thickness: .062″ (1,6 mm). Thickness may vary.
- Heyco Louvered Plugs available, see page 12.

MOUNTING HOLE DIAMETER in.	MOUNTING HOLE DIAMETER mm.	PART NO. Black	PART NO. White	DESCRIPTION	PART DIMENSIONS No. of Vent Holes	A Head Diameter in.	A Head Diameter mm.	B Overall Height in.	B Overall Height mm.
Multiple Locking Steps for Panel Thickness up to .125″ (3,2 mm)									
.500	12,7	**2637**	**2638**	VP 500	4	.560	14,2	.406	10,3
.562	14,3	**2647**	-	VP 562	4	.656	16,7		
.625	15,9	**2657**	**2658**	VP 625	5	.734	18,7		
.750	19,1	**2677**	**2678**	VP 750	8	.906	23,0		
.812	20,6	**2688**	**2689**	VP 812	8	.890	22,6	.453	11,5
.875	22,2	**2697**	**2698**	VP 875	9	1.015	25,8		
1.000	25,4	**2707**	**2708**	VP 1000	9	1.203	30,6		
1.093 - 1.125	27,8 - 28,6	**2726**	**2727**	VP 1093	9	1.218	30,9		
1.187	30,1	**2736**	**2737**	VP 1187	10	1.312	33,3		
1.250	31,7	**2743**	**2744**	VP 1250	10	1.375	34,9		
		2797	-	SVP 1250-4	4				
1.375	34,9	**2756**	**2757**	VP 1375	11	1.500	38,1		
1.500	38,1	**2766**	**2767**	VP 1500	13	1.671	42,4		
1.750	44,5	**2776**	**2777**	VP 1750	13	1.906	48,4		
2.000	50,8	**2786**	**2787**	VP 2000	19	2.140	54,4	.468	11,9
Multiple Locking Steps for Panel Thickness up to .250″ (6,4 mm)									
.500	12,7	**3010**	**3011**	VPT 500	4	.578	14,7	.562	14,3
.625	15,9	**3013**	**3014**	VPT 625	5	.734	18,7		
.750	19,1	**2426**	**2427**	VPT 750	8	.906	23,0		
.875	22,2	**3152**	**3153**	VPT 875	9	1.015	25,8		
1.000	25,4	**3154**	**3155**	VPT 1000	9	1.203	30,6		
1.093 - 1.125	27,8 - 28,6	**3032**	**3033**	VPT 1093	9	1.218	30,9		
1.187	30,1	**3160**	**3161**	VPT 1187	10	1.312	33,3		
1.250	31,7	**3034**	**3035**	VPT 1250	10	1.375	34,9		
1.375	34,9	**3036**	**3037**	VPT 1375	11	1.500	38,1		
1.500	38,1	**3156**	**3157**	VPT 1500	13	1.671	42,4		
1.750	44,5	**3038**	**3039**	VPT 1750	13	1.906	48,4		
2.000	50,8	**3158**	**3159**	VPT 2000	19	2.140	54,4	.579	14,7
2.500	63,5	**2793**	**2794**	VP 2.5	19	2.718	69,0	.750	19,1
3.000	76,2	**2458**	**2459**	VP 3.0	26	3.150	80,0	.740	18,8
3.500	88,9	**2467**	**2468**	VP 3.5	38	3.656	92,9	.750	19,1
4.000	101,6	**2476**	**2477**	VP 4.0	48	4.156	105,6		

Standard color black. Consult Heyco for other colors.

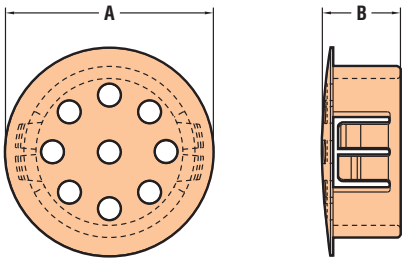

Quick Specs

Material	**Nylon 6/6**
Certifications	**Recognized under the Component Program of Underwriters' Laboratories, File E51579**
	Certified by Canadian Standards Association, File 8919
Flammability Rating	**94V-2**
Temperature Rating	**-40°F (-40°C) to 221°F (105°C)**

1-800-526-4182 • 732-286-1800 (NJ) • FAX: 732-244-8843 • www.heyco.com

HEYCO

ALL NEW PRODUCTS!

HEYClean™ Filter Insert Vent Plugs

Mounting Hole Diameter Range: .875˝ (22,2 mm) to 3.000˝ (76,2 mm)

- Filter inserts permit the passage of air for ventilation but limit liquid as well as dust and pest infiltration.
- Polyurethane foam filter will filter particle sizes 30 micron and larger.

MOUNTING HOLE DIAMETER in.	MOUNTING HOLE DIAMETER mm.	PART NO. Black	DESCRIPTION	PART DIMENSIONS No. of Vent Holes	A Head Diameter in.	A Head Diameter mm.	B Overall Height in.	B Overall Height mm.	
Multiple Locking Steps for Panel Thickness up to .125˝ (3,2 mm)									
.875	22,2	**4919**	FIVP 875	9	1.015	25,8	.453	11,5	
1.000	25,4	**4921**	FIVP 1000	9	1.203	30,6			
1.093 - 1.125	27,8 - 28,6	**4923**	FIVP 1093	9	1.218	30,9			
1.375	34,9	**4931**	FIVP 1375	11	1.500	38,1			
1.500	38,1	**4933**	FIVP 1500	13	1.671	42,4			
2.000	50,8	**4937**	FIVP 2000	19	2.140	54,4	.468	11,9	
Multiple Locking Steps for Panel Thickness up to .250˝ (6,4 mm)									
.875	22,2	**4973**	FIVPT 875	9	1.015	25,8	.562	14,3	NEW!
1.000	25,4	**4975**	FIVPT 1000	9	1.203	30,6			
1.093 - 1.125	27,8 - 28,6	**4977**	FIVPT 1093	9	1.218	30,9			
1.375	34,9	**4983**	FIVPT 1375	11	1.500	38,1			
1.500	38,1	**4985**	FIVPT 1500	13	1.671	42,4			
2.000	50,8	**4989**	FIVPT 2000	19	2.140	54,4	.579	14,7	NEW!
2.500	63,5	**4939**	FIVP 2.5	19	2.718	69,0	.750	19,1	
3.000	76,2	**4941**	FIVP 3.0	26	3.150	80,0	.740	18,8	

Standard color black. Consult Heyco for other colors.

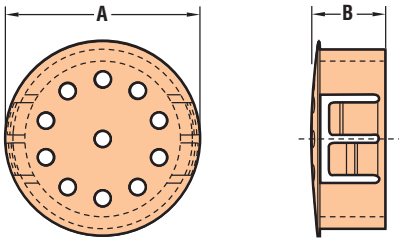

Material	**Nylon 6/6**
Flammability Rating	**94V-2**
Temperature Rating	**-40°F (-40°C) to 221°F (105°C)**

Quick Specs

HEYCO

Heyco® Louvered Plugs

Mounting Hole Diameter Range: .875″ (22,2 mm) to 3.000″ (76,2 mm)

- Louvers permit the passage of air for ventilation but limit liquid infiltration.
- Suitable for ventilation in electronic enclosures, motor housings and metal or plastic panels.
- Quick and easy installation with flexible orientation of louver direction.
- Withstand a push back force of 35 lbs. (47 Nm).
- Lock firmly into panel up to .250″ (6,4 mm) thick.
- Locking fingers in fractional increments up to the maximum panel thickness.
- Heyco Vent Plugs, Heyco Thick Panel Vent Plugs, and Heyco Liquid Tight Threaded Vent Plugs also available.

MOUNTING HOLE DIAMETER in.	MOUNTING HOLE DIAMETER mm.	PART NO. Black	DESCRIPTION	PART DIMENSIONS A Head Diameter in.	A Head Diameter mm.	B Overall Height in.	B Overall Height mm.
Multiple Locking Steps for Panel Thickness up to .125″ (3,2 mm)							
.875	22,2	**2557**	LP 875	1.02	25,8	.53	13,5
1.000	25,4	**2559**	LP 1000	1.21	30,6		
1.093 - 1.125	27,8 - 28,6	**2561**	LP 1093	1.22	30,9		
1.375	34,9	**2567**	LP 1375	1.50	38,1	.54	13,8
1.500	38,1	**2569**	LP 1500	1.68	42,6		
2.000	50,8	**2594**	LP 2000	2.17	55,1		
Multiple Locking Steps for Panel Thickness up to .250″ (6,4 mm)							
2.500	63,5	**2596**	LP 2.5	2.72	69,0	.82	20,9
3.000	76,2	**2598**	LP 3.0	3.17	80,5		

Standard color black. Consult Heyco for other colors.

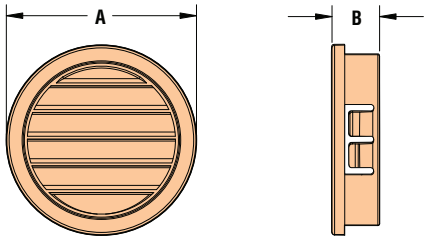

HEYClean™ Filter Insert Louvered Plugs

Mounting Hole Diameter Range: .875″ (22,2 mm) to 3.000″ (76,2 mm)

- Located behind the louvers, filter inserts permit the passage of air for ventilation but limit liquid as well as dust and pest infiltration.
- Polyurethane foam filter will filter particle sizes 30 micron and larger.

ALL NEW PRODUCTS!

MOUNTING HOLE DIAMETER in.	MOUNTING HOLE DIAMETER mm.	PART NO. Black	DESCRIPTION	PART DIMENSIONS A Head Diameter in.	A Head Diameter mm.	B Overall Height in.	B Overall Height mm.
Multiple Locking Steps for Panel Thickness up to .125″ (3,2 mm)							
.875	22,2	**4947**	FILP 875	1.02	25,8	.53	13,5
1.000	25,4	**4949**	FILP 1000	1.21	30,6		
1.093 - 1.125	27,8 - 28,6	**4951**	FILP 1093	1.22	30,9		
1.375	34,9	**4957**	FILP 1375	1.50	38,1	.54	13,8
1.500	38,1	**4959**	FILP 1500	1.68	42,6		
2.000	50,8	**4963**	FILP 2000	2.17	55,1		
Multiple Locking Steps for Panel Thickness up to .250″ (6,4 mm)							
2.500	63,5	**4965**	FILP 2.5	2.72	69,0	.82	20,9
3.000	76,2	**4967**	FILP 3.0	3.17	80,5		

Standard color black. Consult Heyco for other colors.

Quick Specs

Material	**Nylon 6/6**
Flammability Rating	**94V-2**
Temperature Rating	**-40°F (-40°C) to 221°F (105°C)**

1-800-526-4182 • 732-286-1800 (NJ) • FAX: 732-244-8843 • www.heyco.com

HEYCO

ALL NEW PRODUCTS!

Heyco® Threaded Vent Plugs

Open vent holes only

THREAD Type/Size	PART NO. Black	PART NO. Gray	DESCRIPTION	PART DIMENSIONS A Wrenching Flats in.	A mm.	B Overall Length in.	B mm.
NPT							
NPT 1/4	**3551B**	**3551**	TVP NPT 1/4	.63	16,0	.66	16,8
NPT 3/8	**3552B**	**3552**	TVP NPT 3/8	.83	21,0	.69	17,5
NPT 1/2	**3553B**	**3553**	TVP NPT 1/2	.98	24,9	.81	20,6
NPT 3/4	**3554B**	**3554**	TVP NPT 3/4	1.29	32,8	.86	21,8
PG - for PG Thread specifications, see page 3-37 in Heyco's Catalog 113							
Pg 7	**3566B**	**3566**	TVP Pg 7	.63	16,0	.53	13,5
Pg 9	**3567B**	**3567**	TVP Pg 9	.83	21,0		
Pg 13.5	**3568B**	**3568**	TVP Pg 13.5	.98	24,9	.62	15,8
Pg 21	**3569B**	**3569**	TVP Pg 21	1.29	32,8	.76	19,3
Metric							
M12	**3557B**	**3557**	TVP M12	.63	16,0	.53	13,5
M16	**3558B**	**3558**	TVP M16	.83	21,0		
M20	**3559B**	**3559**	TVP M20	.98	24,9	.62	15,8

Standard color Black. Consult Heyco for other colors.

- Permit the passage of air for ventilation and heat dissipation.
- Quick and easy installation into Threaded Holes.
- For multiple thread sizes and types.
- All sizes and types feature seven (7) .094″ (2,4 mm) diameter vent holes.
- Threaded plugs for hydraulic and pneumatic applications.
- Lower cost option over brass or steel plugs.
- Non-corrosive-resist salt water, weak acids, gasoline, alcohol, oil, grease and common solvents. Resist oil and heat up to 221°F (105°C).
- Approximate Head Thickness: .21″ (5,3 mm). Thickness may vary.
- Hex shaped head for wrench installation.
- Electrically non-conductive Nylon 6/6.

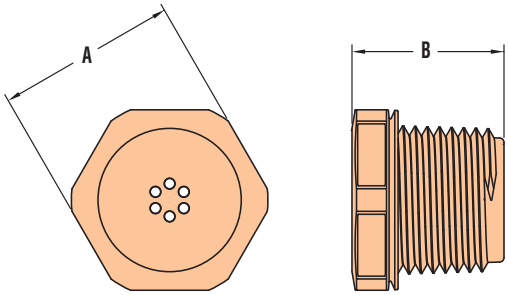

Material	**Nylon 6/6 bodies with UL (f1) rating**
Flammability Rating	**94V-2**
Temperature Rating	**-40°F (-40°C) to 221°F (105°C)**

Quick Specs

HEYCO

ALL NEW PRODUCTS!

NO O-RING REQUIRED!

HEYClean™ Liquid Tight Threaded Vent Plugs

With Integral Sealing Ring and Liquid Tight Filter

- Integral sealing ring ensures a **superior seal** at mounting hole location, every time; **IP 65, IP 67 and IP 68 Rated**.
- Allow the passage of air for ventilation and heat dissipation, yet prevent moisture intrusion.
- Maximum airflow: ≥16.6 LPM/3.7cm² @ 13.5 psi.
- Filter membrane prevents moisture and particulate contamination in electronic enclosures.
- Pressure compensating seal prevents buildup of pressure inside of electronic enclosures due to environmental temperature cycling.
- Quick and easy installation into Threaded Holes.
- Membrane seal is ultrasonically welded to nylon body.
- Lower cost option over brass or steel plugs.
- Non-corrosive-resist salt water, weak acids, gasoline, alcohol, oil, grease and common solvents. Resist oil and heat up to 221°F (105°C).
- Approximate Head Thickness: .21″ (5,3 mm). Thickness may vary.
- Hex shaped head for wrench installation.
- Electrically non-conductive Nylon 6/6.

THREAD	PART NO.		DESCRIPTION	PART DIMENSIONS			
				A Wrenching Flats		B Overall Length	
Type/Size	Black	Gray		in.	mm.	in.	mm.
NPT							
NPT 1/4	**3544VB**	**3544V**	LTTVP NPT 1/4	.63	16,0	.66	16,8
NPT 3/8	**3545VB**	**3545V**	LTTVP NPT 3/8	.83	21,0	.69	17,5
NPT 1/2	**3546VB**	**3546V**	LTTVP NPT 1/2	.98	24,9	.81	20,6
NPT 3/4	**3547VB***	**3547V***	LTTVP NPT 3/4	1.29	32,8	.86	21,8
PG - For PG Thread specifications, see page 3-37 in Heyco's Catalog 113							
Pg 7	**3574VB**	**3574V**	LTTVP Pg 7	.63	16,0	.53	13,5
Pg 9	**3575VB**	**3575V**	LTTVP Pg 9	.83	21,0		
Pg 13.5	**3576VB**	**3576V**	LTTVP Pg 13.5	.98	24,9	.62	15,8
Pg 21	**3401VB**	**3401V**	LTTVP Pg 21	1.29	32,8	.76	19,3
Metric							
M12	**3582VB**	**3582V**	LTTVP M12	.63	16,0	.53	13,5
M16	**3583VB**	**3583V**	LTTVP M16	.83	21,0		
M20	**3584VB**	**3584V**	LTTVP M20	.98	24,9	.62	15,8

Standard color Black. Consult Heyco for other colors.
*IP 65 rated.

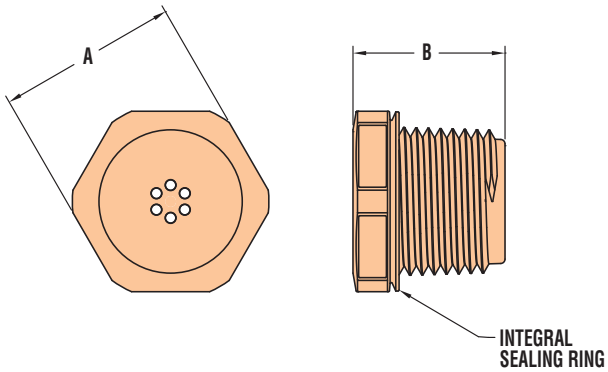

Quick Specs

Material	**Nylon 6/6 bodies with an Acrylic Copolymer Filter**
Flammability Rating	**94V-2**
Temperature Rating	**-40°F (-40°C) to 221°F (105°C)**
IP Rating	**IP 65/67/68**

1-800-526-4182 • 732-286-1800 (NJ) • FAX: 732-244-8843 • www.heyco.com

HEYCO

ALL NEW PRODUCTS!

HEYClean™ Liquid Tight Snap-In Vent Plugs

With Integral Sealing Flange/Washer and Liquid Tight Filter

Mounting Hole Diameter Range: .500″ (12,7 mm) to 1.125″ (28,6 mm)

A Mounting Hole Dia.*		PART NO. Black	DESCRIPTION	PART DIMENSIONS B To Prevent Rotation		C Max. O.A. Length	
in.	mm.			in.	mm.	in.	mm.
.500	12,7	**3481VB**	LTSV 500	.450	11,4	.600	15,2
.875	22,2	**3486VB**	LTSV 875	.770	19,6	.620	15,7
1.125	28,6	**3488VB**	LTSV 1125	1.000	25,4	.660	16,8

Standard color black. Consult Heyco for other colors.
* Consult Heyco for additional sizes.

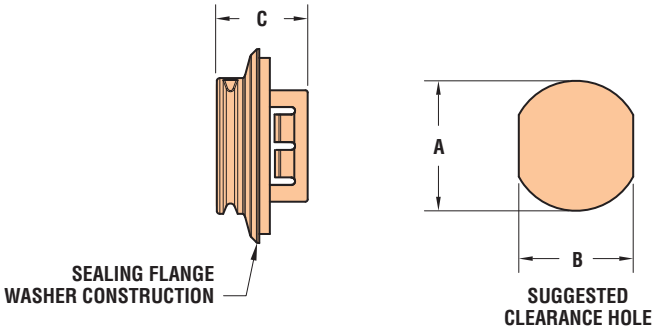

- Quick and easy **Snap-in** installation into Clearance Holes.
- Integral sealing ring ensures a **superior seal** at mounting hole location, every time; **IP65, IP67 and IP68 Rated**.
- Permit the passage of air for ventilation and heat dissipation, yet remains liquid tight.
- Maximum airflow: ≥16.6 mL/3.7cm^2 @ 13.5 psi.
- UL Rated for Type 3R, 4, and 4X applications.
- Suitable for indoor or outdoor use.
- Filter membrane prevents moisture and particulate contamination in electronic enclosures.
- Filter membrane is ultrasonically welded to nylon body.
- All sizes and types feature (6) .094″ (2,4 mm) diameter vent holes.
- **Snap-In** plugs for panel and housing applications.
- Lower cost option over brass or steel plugs.
- Snap into a range of panel thicknesses up to .125″ (3,2 mm) with no tools.
- Rotation prevented when used in Double D mounting holes.
- Filter membrane material consists of a Hydrophobic/Oleophobic Acrylic Copolymer.
- Non-corrosive-resist salt water, weak acids, gasoline, alcohol, oil, grease and common solvents. Resist oil and heat up to 221°F (105°C).

Material	**Nylon 6/6**
Certifications	**Recognized under the Component Program of Underwriters' Laboratories, File E330194 to both Canadian and U.S. Requirements**
Flammability Rating	**94V-2**
Temperature Rating	**-40°F (-40°C) to 221°F (105°C)**
IP Rating	**IP 65/67/68**

Quick Specs

HEYCO

Heyco® Glossy Plugs

Mounting Hole Diameter Range: .187″ (4,7 mm) to 2.000″ (50,8 mm)

- **Smooth, glossy head** provides easy glide and shiny finish.
- Close unneeded panel openings.
- Quick and easy installation.
- Locking fingers in fractional increments up to the maximum panel thickness.
- Multiple sizes for use in .187″ (4,7 mm) to 2.000″ (50,8 mm) diameter holes.
- Lock firmly in panel up to .125″ (3,2 mm) thick.

MOUNTING HOLE DIAMETER		PART NO.			DESCRIPTION	PART DIMENSIONS			
						A Head Diameter		B Overall Height	
in.	mm.	Black	White	Colors xx**		in.	mm.	in.	mm.
Single Locking Step for Panel Thickness up to .062″ (1,6 mm)									
.187	4,7	**2590**	**2591**	2592xx	DP 187*	.250	6,4	.234	5,9
.250	6,4	**2600**	**2601**	2602xx	G 250	.312	7,9	.312	7,9
.312	7,9	**2610**	**2611**	2612xx	G 312	.375	9,5		
Multiple Locking Steps for Panel Thickness up to .125″ (3,2 mm)									
.375	9,5	**2620**	**2621**	2622xx	G 375	.468	11,9	.406	10,3
.437	11,1	**2630**	**2631**	2632xx	G 437	.531	13,5		
.500	12,7	**2640**	**2641**	2642xx	G 500	.563	14,3		
.562	14,3	**2650**	**2651**	2652xx	G 562	.656	16,7		
.625	15,9	**2660**	**2661**	2662xx	G 625	.734	18,6		
.750	19,1	**2680**	**2681**	2682xx	G 750	.859	21,8		
.875	22,2	**2700**	**2701**	2702xx	G 875	.953	24,2	.453	11,5
1.000	25,4	**2710**	**2711**	2712xx	G 1000	1.125	28,6		
1.093 - 1.125	27,8 - 28,6	**2720**	**2721**	2722xx	G 1093	1.218	30,9		
1.187	30,1	**2730**	**2731**	2732xx	G 1187	1.312	33,3		
1.375	34,9	**2760**	**2761**	2762xx	G 1375	1.486	37,7		
1.500	38,1	**2770**	**2771**	2772xx	G 1500	1.609	40,8		
1.750	44,4	**2780**	**2781**	2782xx	G 1750	1.875	47,6		
2.000	50,8	**2795**	**2796**	***	G 2000	2.127	54,8		

Standard color black. Consult Heyco for other colors (see below).

*Convex, glossy finished head tapers to a thin edge.

** "xx" indicates that, following the color match process, Heyco adds a two letter suffix to the Root Part No. shown. This suffix will identify your particular CUSTOM Color selection. Consult Heyco for molded nylon color chips for accurate matching. For details as well as information regarding our Stock Colors, see page 45.

***Consult Heyco for Root Part No.

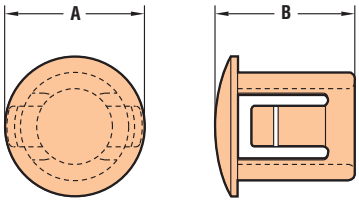

SINGLE PANEL THICKNESS DESIGN

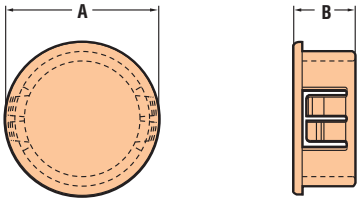

MULTIPLE PANEL THICKNESS DESIGN

Quick Specs

Material	Nylon 6/6
Certifications	Recognized under the Component Program of Underwriters' Laboratories, File E51579
	Certified by Canadian Standards Association, File 8919
Flammability Rating	94V-2
Temperature Rating	-40°F (-40°C) to 221°F (105°C)

1-800-526-4182 • 732-286-1800 (NJ) • FAX: 732-244-8843 • www.heyco.com

HEYCO

Heyco® Thick Panel Glossy Plugs

Multiple Locking Steps for Panel Thickness up to .250˝ (6,4 mm)
Mounting Hole Diameter Range: .500˝ (12,7 mm) to 2.000˝ (50,8 mm)

MOUNTING HOLE DIAMETER		PART NO.		DESCRIPTION	PART DIMENSIONS			
					A Head Diameter		B Overall Height	
in.	mm.	Black	White		in.	mm.	in.	mm.
.500	12,7	**2430**	**2431**	GPT 500	.563	14,3	.562	14,3
.625	15,9	**3134**	**3135**	GPT 625*	.720	18,3	.515	13,1
.750	19,1	**3136**	**3137**	GPT 750*	.850	21,6		
.875	22,2	**3138**	**3139**	GPT 875	.953	24,2	.562	14,3
1.000	25,4	**3140**	**3141**	GPT 1000	1.125	28,6		
1.093 - 1.125	27,8 - 28,6	**3142**	**3143**	GPT 1093	1.218	30,9		
1.187	30,1	**3144**	**3145**	GPT 1187	1.312	33,3		
1.375	34,9	**2432**	**2433**	GPT 1375	1.486	37,7		
1.500	38,1	**2428**	**2429**	GPT 1500	1.609	40,8		
1.750	44,4	**2436**	**2437**	GPT 1750	1.875	47,6		
2.000	50,8	**2438**	**2439**	GPT 2000	2.157	54,8		

Standard color black. Consult Heyco for other colors.
*Single locking step for Panel Thickness up to .250˝ (6,4 mm).

- For use in panels thicker than .125˝ (3,2 mm).
- Smooth, glossy head provides easy glide and shiny finish.
- Close unneeded panel holes and electrical knock-outs.
- Locking fingers snap into holes with fingertip pressure for quick and easy installation.
- Locking fingers in fractional increments up to the maximum panel thickness.
- Withstand a push back force of 35 pounds.
- Available in multiple sizes for use in .500˝ (12,7 mm) to 2.000˝ (50,8 mm) diameter holes.

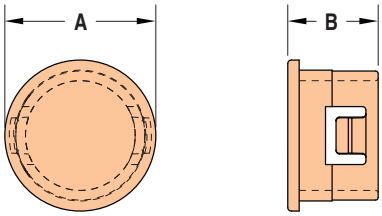

SINGLE PANEL THICKNESS

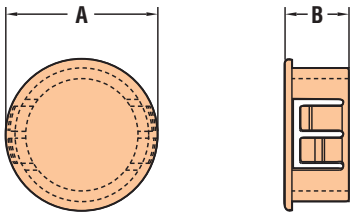

MULTIPLE PANEL THICKNESS

Material	**Nylon 6/6**
Certifications	**Recognized under the Component Program of Underwriters' Laboratories, File E51579** **Certified by Canadian Standards Association, File 8919**
Flammability Rating	**94V-2**
Temperature Rating	**-40°F (-40°C) to 221°F (105°C)**

Quick Specs

HEYCO

Heyco® Metric Ergonomic Plugs

For Panel Thickness from 0,8 mm (.03˝) to 2,0 mm (.08˝)
Mounting Hole Diameter Range: 14,5 mm (.57˝) to 34,0 mm (1.34˝)

- Close unneeded sheet metal panel holes, *ergonomically.*
- Flush "button" head style.
- Quick, easy installation; quick, easy removal, too.
- Heyco Metric Ergonomic Plugs offer greater versatility because their pliable nature allows one plug size to fit a variety of different sized holes.
- Available in multiple sizes from .57˝ (14,5 mm) through 1.34˝ (34,0 mm) diameter holes.
- Molded from thermoplastic rubber.

MOUNTING HOLE DIAMETER NOMINAL	DIAMETER RANGE		PART NO.	DESCRIPTION	PART DIMENSIONS A Head Diameter		B Bottom Diameter		C Overall Height	
mm.	mm.	in.	Black		mm.	in.	mm.	in.	mm.	in.
15	14,5 - 16,0	.57 -.63	**9690**	SMP E-M15	25,0	.98	18,0	.71	7,8	.31
17	15,2 - 18,0	.65 -.71	**9691**	SMP E-M17	28,0	1.10	20,3	.80		
19	18,5 - 20,0	.73 -.79	**9692**	SMP E-M19	30,2	1.19	22,5	.89	7,8	.31
21	20,5 - 22,0	.81 -.87	**9693**	SMP E-M21	32,0	1.26	24,3	.96		
23	22,5 - 24,0	.87 -.95	**9694**	SMP E-M23	34,0	1.34	26,4	1.04	7,8	.31
25	24,5 - 26,0	.97 -1.02	**9695**	SMP E-M25	35,0	1.38	28,0	1.10		
27	26,5 - 28,0	1.04 -1.10	**9696**	SMP E-M27	38,0	1.50	30,3	1.19	7,8	.31
29	28,5 - 30,0	1.12 -1.18	**9697**	SMP E-M29	40,0	1.58	32,3	1.27		
31	30,5 - 32,0	1.20 -1.26	**9698**	SMP E-M31	42,0	1.65	34,3	1.35	7,8	.31
33	32,5 - 34,0	1.28 -1.34	**9699**	SMP E-M33	44,0	1.73	36,3	1.43		

Standard color black.

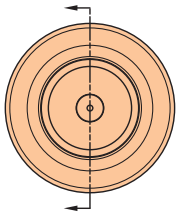

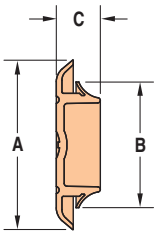

Heyco® Insulation Plug

No Maximum Panel Thickness

- Closes cavity-fill insulation holes in wood and other type siding.
- Fills holes in surfaces of unspecified thickness including cabinetry, furniture, display cases– even masonry.
- Convex, matte finish head blends with various surfaces.
- Quick and easy installation with fingertip pressure (no tool required).
- Holds securely in hole.
- Molded of type 6/6 Nylon. Flammability classification 94V-2.

MOUNTING HOLE DIAMETER		PART NO.		DESCRIPTION	PART DIMENSIONS A Head Diameter		B Overall Height	
in.	mm.	Black	White		in.	mm.	in.	mm.
1.000	25,4	**3149**	**3150**	IPW 1	1.234	31,3	.687	17,5

Standard color black. Consult Heyco for other colors.

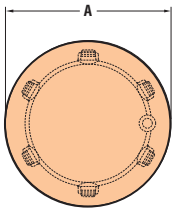

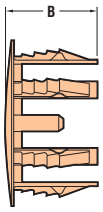

Quick Specs

Material	**SMP E**	**Flex Temp (Thermoplastic Rubber)**
Material	**IPW**	**Nylon 6/6**
Flammability Rating		**94V-2**
Temperature Rating	**(Both) -40°F (-40°C) to 221°F (105°C)**	

1-800-526-4182 • 732-286-1800 (NJ) • FAX: 732-244-8843 • www.heyco.com

HEYCO

Heyco® Pry Out Plugs

Mounting Hole Diameter Range: .250˝ (6,4 mm) to 2.5˝ (63,5 mm)

MOUNTING HOLE DIAMETER in.	MOUNTING HOLE DIAMETER mm.	PART NO. Black	PART NO. White	DESCRIPTION	PART DIMENSIONS A Head Diameter in.	PART DIMENSIONS A Head Diameter mm.	PART DIMENSIONS B Overall Height in.	PART DIMENSIONS B Overall Height mm.
Clearance Fit for Panel Thickness up to .156˝ (4,0 mm)								
.250	6,4	**3053**	**3054**	POP 250	.421	10,7	.328	8,3
Clearance Fit for Panel Thickness up to .172˝ (4,4 mm)								
.312	7,9	**3056**	**3057**	POP 312	.510	12,9	.406	10,3
.375	9,5	**3059**	**3060**	POP 375	.578	14,7		
.437	11,1	**3062**	**3063**	POP 437	.609	15,5		
.500	12,7	**3065**	**3066**	POP 500	.671	17,0		
.562	14,3	**3068**	**3069**	POP 562	.734	18,6		
.625	15,9	**3071**	**3072**	POP 625	.796	20,2		
.687	17,4	**3074**	**3075**	POP 687	.890	22,6		
.750	19,0	**3077**	**3078**	POP 750	.968	24,6		
.812	20,6	**3080**	**3081**	POP 812	1.031	26,2		
.875	22,2	**3083**	**3084**	POP 875	1.078	27,4		
1.000	25,4	**3086**	**3087**	POP 1000	1.218	30,9		
1.093	27,8	**3089**	**3090**	POP 1093	1.296	32,9		
1.187	30,1	**3092**	**3093**	POP 1187	1.406	35,7		
1.250	31,8	**3095**	**3096**	POP 1250	1.453	36,9		
1.375	34,9	**3098**	**3099**	POP 1375	1.578	40,1	.453	11,5
Clearance Fit for Panel Thickness up to .250˝ (6,4 mm)								
1.500	38,1	**3124**	**3125**	POP 1500	1.718	43,6	.453	11,5
1.750	44,5	**2973**	**2974**	POP 1750	1.980	50,3	.475	12,1
2.000	50,8	**2798**	**2799**	POP 2000	2.218	56,4	.483	12,3
2.500	63,5	**2975**	**2976**	POP 2.5	2.691	68,4	.741	18,8

Standard color black. Consult Heyco for other colors.

- **POP in closures** for pipe and tubing ends.
- Retaining fingers without locking steps provide friction fit and allow removal of plug.
- Bumper protection.
- Flat, matte finish head.
- Multiple sizes for use in .250˝ (6,4 mm) to 2.50˝ (63,5 mm) diameter holes for panel thickness up to .250˝ (6,4 mm).
- Approximate Head Thickness: .062˝ (1,6 mm).

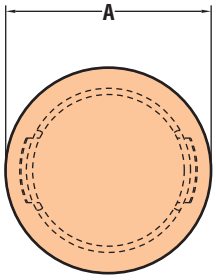

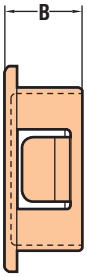

Material	**Nylon 6/6**
Certifications	**Recognized under the Component Program of Underwriters' Laboratories, File E51579** **Certified by the Canadian Standards Association, File 8919**
Flammability Rating	**94V-2**
Temperature Rating	**-40°F (-40°C) to 221°F (105°C)**

Quick Specs

HEYCO

Consult Heyco for Window Tints Other Than Clear.

Heyco® Window Plugs

Mounting Hole Diameter Range: .187″ (4,7 mm) to 2.000″ (50,8 mm)

- Molded of **transparent** polycarbonate for internal viewing or light transmission.
- Snap into mounting holes with fingertip pressure–no tools required.
- Multiple sizes for use in .187″ (4,7 mm) to 2.000″ (50,8 mm) diameter holes.
- Lock firmly into panel up to .125″ (3,2 mm) thick.
- Locking fingers in fractional increments up to the maximum panel thickness.
- Approximate Head Thickness: .062″ (1,6 mm). Thickness may vary.
- **Available in a variety of tints –consult Heyco.**

MOUNTING HOLE DIAMETER		PART NO.	DESCRIPTION	PART DIMENSIONS			
				A Head Diameter		B Overall Height	
in.	mm.	Clear*		in.	mm.	in.	mm.
Single Locking Step for Panel Thickness up to .062″ (1,6 mm)							
.187	4,7	**1300**	WP 187	.250	6,4	.234	5,9
.250	6,4	**1301**	WP 250	.312	7,9	.312	7,9
.312	7,9	**1302**	WP 312	.375	9,5		
Multiple Locking Steps for Panel Thickness up to .125″ (3,2 mm)							
.375	9,5	**1303**	WP 375	.468	11,9	.406	10,3
.437	11,1	**1304**	WP 437	.531	13,5		
.500	12,7	**1305**	WP 500	.563	14,3		
.625	15,9	**1307**	WP 625	.734	18,6		
.750	19,1	**1309**	WP 750	.859	21,8		
.875	22,2	**1311**	WP 875	.953	24,2	.453	11,5
1.000	25,4	**1312**	WP 1000	1.125	28,6		
1.093 - 1.125	27,8 - 28,6	**1313**	WP 1093	1.218	30,9		
1.375	34,9	**1314**	WP 1375	1.500	38,1		
1.500	38,1	**1316**	WP 1500	1.620	41,2		
1.750	44,5	**1318**	WP 1750	1.875	47,6		
2.000	50,8	**1319**	WP 2000	2.157	54,8		

*Consult Heyco for Window Plugs in tinted colors.

Infrared Window Plug

Blue Transparent Window Plug

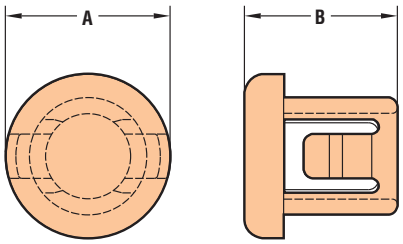

SINGLE PANEL THICKNESS DESIGN

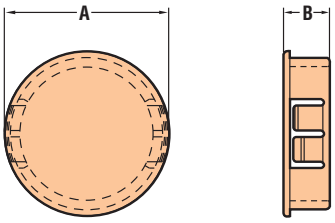

MULTIPLE PANEL THICKNESS DESIGN

Quick Specs

Material	Polycarbonate
Flammability Rating	94V-2
Temperature Rating	-40°F (-40°C) to 239°F (115°C)

1-800-526-4182 • 732-286-1800 (NJ) • FAX: 732-244-8843 • www.heyco.com

HEYCO

Heyco® Shorty Window Plugs

Single Locking Step for Panel Thickness up to .062˝ (1,6 mm)
Mounting Hole Diameter Range: .510˝ (13,0 mm) to 1.010˝ (25,7 mm)

MOUNTING HOLE DIAMETER in.	MOUNTING HOLE DIAMETER mm.	PART NO. Clear*	DESCRIPTION	PART DIMENSIONS A Head Diameter in.	A Head Diameter mm.	B Overall Height in.	B Overall Height mm.
.510	13,0	**1292**	SWP 500	.563	14,3	.250	6,4
.635	16,1	**1293**	SWP 625	.734	18,6		
.760	19,3	**1294**	SWP 750	.859	21,8		
.885	22,5	**1295**	SWP 875	.953	24,2		
		1295AA	**SWP 875 Infrared***				
1.010	25,7	**1296**	SWP 1000	1.125	28,6		

*Consult Heyco for Shorty Window Plugs in tinted colors.

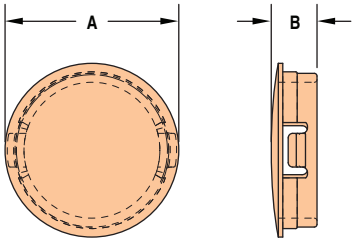

- Lock firmly into panels up to .062˝ (1,6 mm) thick, with **limited intrusion** inside the panel.
- Molded of transparent polycarbonate for internal viewing or light transmission.
- Snap into mounting holes with fingertip pressure–no tools required.
- Locking fingers in fractional increments up to the maximum panel thickness.
- Multiple sizes for use in .510˝ (13,0 mm) to 1.010˝ (25,7 mm) diameter holes.
- Flammability Rating 94V-2.
- **Available in a variety of tints –consult Heyco.**

Heyco® Oval Window Plug

Multiple Locking Steps for Panel Thickness up to .125˝ (3,2 mm)

MOUNTING HOLE DIAMETER in.	MOUNTING HOLE DIAMETER mm.	PART NO. Clear*	DESCRIPTION	PART DIMENSIONS Head Diameter in.	Head Diameter mm.	Overall Height in.	Overall Height mm.
see schematic		**1299**	OWP 875-2000	2.13 - 1.01	54,4 - 26,6	.46	11,7

*Consult Heyco for Oval Window Plugs in tinted colors.

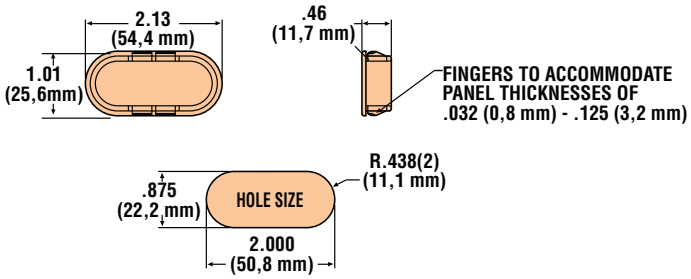

- Large viewing window for internal components.
- Locking fingers in fractional increments up to the maximum panel thickness.

Consult Heyco for Window Tints Other Than Clear.

Material	**Polycarbonate**
Flammability Rating	**94V-2**
Temperature Rating	**-40°F (-40°C) to 239°F (115°C)**

Quick Specs

HEYCO

Heyco® Double D Hole Plugs

For Mounting Holes with "Flats"

Multiple Locking Steps for Panel Thickness up to .125″ (3,2 mm)

- Close unwanted Strain Relief mounting holes or other double faced or Double D holes punched or molded with two opposing flats.
- Convex, matte finish head tapers to a thin edge.
- Quick and easy installation.
- Lock firmly in panels up to .125″ (3,2 mm) thick.
- Locking fingers in fractional increments up to the maximum panel thickness.
- Approximate Head Thickness: .062″ (1,6 mm). Thickness may vary.

PANEL DIMENSIONS				PART NO.		DESCRIPTION	PART DIMENSIONS				
C Mounting Hole Dia.		D To Prevent Rotation		Black	White		A Head Diameter		B Overall Height		
in.	mm.	in.	mm.				in.	mm.	in.	mm.	
.375	9,5	.345	8,8	**2617**	**2618**	DP 375*	.468	11,9	.406	10,3	
.437	11,1	.390	9,9	**2488**	**2489**	DD 437-390	.531	13,5			
.500	12,7	.445	11,3	**2491**	**2492**	DD 500-445	.554	14,7			
.562	14,3	.530	13,5	**2494**	**2495**	DD 562-530	.656	16,7			
.625	15,9	.550	14,0	**2497**	**2498**	DD 625-550	.728	18,5			
.750	19,1	.625	15,9	**2503**	**2504**	DD 750-625	.921	23,4			
.875	22,2	.770	19,5	**2509**	**2510**	DD 875-770	1.016	25,8	.453	11,5	
				2511	**–**	DD 875-770-9**	.938	23,8			NEW!
1.109	28,2	1.000	25,4	**2717**	**2718**	DD 1109-1000	1.218	30,9			NEW!
2.000	50,8	1.875	47,6	**2959**	**2963**	DD 2000-1875	2.170	55,1	.478	12,1	NEW!

Standard color black. Consult Heyco for other colors.

*On installation, DP 375 Locking Fingers must be aligned with Mounting Hole Flats.

**Smaller than standard Head Diameter, for clearance situations.

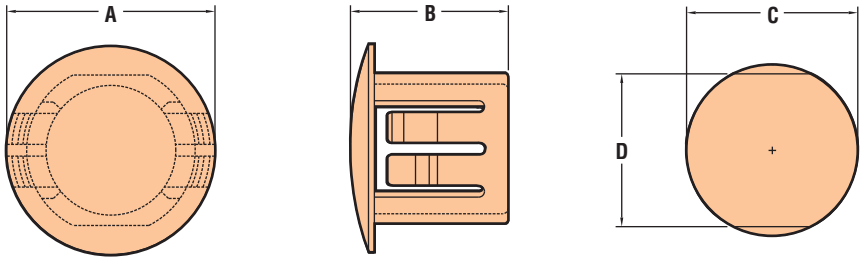

MOUNTING HOLE

Quick Specs

Material	Nylon 6/6
Certifications	Recognized under the Component Program of Underwriters' Laboratories File E51579
	Certified by the Canadian Standards Association File 8919
Flammability Rating	94V-2
Temperature Rating	-40°F (-40°C) to 221°F (105°C)

1-800-526-4182 • 732-286-1800 (NJ) • FAX: 732-244-8843 • www.heyco.com

HEYCO

Heyco® Knock-Out Seals and Thick Panel Knock-Out Seals

Mounting Hole Diameter Range: 1/2″ to 2″ Electrical Knock-outs (.875″ to 2.500″ nominal)

MOUNTING HOLE DIAMETER in.	MOUNTING HOLE DIAMETER mm.	TRADE SIZE	PART NO. Silver Gray	DESCRIPTION	PART DIMENSIONS A Head Diameter in.	A Head Diameter mm.	B Overall Height in.	B Overall Height mm.
Multiple Locking Steps for Panel Thickness up to .125″ (3,2 mm)								
.875	22,2	1/2	**3997**	KOS 1/2	1.02	25,8		
1.093	27,8	3/4	**3998**	KOS 3/4	1.22	31,0		
1.375	34,9	1	**3999**	KOS 1	1.50	38,1	.45	11,5
1.750	44,5	1-1/4	**4000**	KOS 1-1/4	1.91	48,4		
2.000	50,8	1-1/2	**4001**	KOS 1-1/2	2.16	54,9		
Multiple Locking Steps for Panel Thickness up to .250″ (6,4 mm)								
.875	22,2	1/2	**3991**	KOST 1/2	1.02	25,8		
1.093	27,8	3/4	**3992**	KOST 3/4	1.22	31,0	.56	14,3
1.375	34,9	1	**3993**	KOST 1	1.50	38,1		
1.750	44,5	1-1/4	**3994**	KOST 1-1/4	1.91	48,4		
2.000	50,8	1-1/2	**3995**	KOST 1-1/2	2.16	54,9	.58	14,7
2.500	63,5	2	**4002**	KOS 2	2.73	69,3	.75	19,1

Standard color silver gray.

- Plug electrical knock-outs.
- Molded in silver gray color to resemble galvanized steel.
- Install quickly with fingertip pressure (no tool required).
- Economical.
- Multiple trade sizes fit 1/2″ to 2″ knock-out holes.
- Lock firmly in boxes up to 1/8″ thick, except for Part Number 4002 (KOS 2) and Thick Panel Knock-Out Seals (KOST's) which lock firmly in boxes up to 1/4″ thick.
- Locking fingers in fractional increments up to the maximum panel thickness.
- Approximate Head Thickness: .062″ (1,6 mm). Thickness may vary.
- To adapt a Knock-Out to accept a Heyco Strain Relief, see Heyco's Catalog 113 for Knock-Out Adapters.

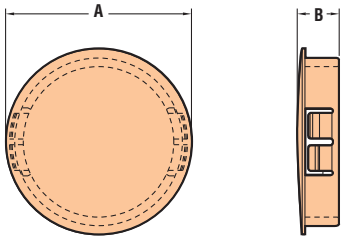

Material	**Nylon 6/6**
Certifications	**Recognized under the Component Program of Underwriters' Laboratories, File E51579**
	Certified by Canadian Standards Association, File 8919
Flammability Rating	**94V-2**
Temperature Rating	**-40°F (-40°C) to 221°F (105°C)**

Quick Specs

HEYCO

ALL NEW PRODUCTS!

HEYCap™ D-Subminiature Protection Caps

- DSC Series Caps are designed to provide **electrostatic discharge protection** for rectangular D-subminiature input/output type connectors.
- Designed with an **integral flange** for easy application and removal.
- Fit over both **Standard Density** and **High Density** D-Sub Shells.
- Molded in pink dissipative ethylene vinyl acetate, which **meets the static decay requirements** of MIL-PRF-81705D: Surface resistivity less than $1x10^{12}$ ohms/sq.
- For similar schematic drawings see D-Subminiature Mounting Hole Plugs, opposite page.

SHELL DIMENSIONS						PART NO. Pink*	DESCRIPTION	PART DIMENSIONS							
Shell Designation & Type		A Width		B Length				C Head		D Head		E Body		F Body	
		in.	mm.	in.	mm.			in.	mm.	in.	mm.	in.	mm.	in.	mm.
1 or E	9 Socket	.31	7,9	.64	16,3	**G5160**	DSC 1S	.79	20,1	.45	11,4	.72	18,2	.38	9,5
	9 Pin	.33	8,4	.67	16,9	**G5161**	DSC 1P	.86	21,8	.51	12,9	.78	19,8	.43	10,9
2 or A	15 Socket	.31	7,9	.97	24,6	**G5162**	DSC 2S	1.10	27,9	.45	11,4	1.04	26,4	.38	9,5
	15 Pin	.33	8,4	.99	25,2	**G5163**	DSC 2P	1.19	30,2	.51	12,9	1.12	28,3	.43	10,9
3 or B	25 Socket	.33	7,9	1.51	38,3	**G5164**	DSC 3S	1.66	42,2	.46	11,7	1.12	28,3	.37	9,4
	25 Pin	.31	8,4	1.53	40,0	**G5165**	DSC 3P	1.70	43,2	.52	13,2	1.58	40,2	.43	11,0
4 or C	37 Socket	.31	7,9	2.16	54,8	**G5166**	DSC 4S	2.29	58,2	.45	11,4	1.61	41,0	.37	9,3
	37 Pin	.33	8,4	2.18	55,4	**G5167**	DSC 4P	2.37	60,2	.52	13,2	1.23	30,5	.45	11,4
5 or D	50 Socket	.42	10,7	2.06	52,4	**G5168**	DSC 5S	2.21	56,1	.56	14,2	2.15	54,5	.49	12,3
	50 Pin	.44	11,1	2.08	52,8	**G5169**	DSC 5P	2.27	57,6	.62	15,7	2.20	55,8	.55	14,0
6	104 Socket	.49	12,3	2.19	55,6	**G5170**	DSC 6S	2.35	59,7	.65	16,5	2.27	57,6	.56	14,3
	104 Pin	.50	12,8	2.21	56,2	**G5171**	DSC 6P	2.44	62,0	.70	17,8	2.29	58,2	.58	14,8

* Material: Pink Static Dissipative Ethylene Vinyl Acetate (EVA). Black Conductive Polyethylene Copolymer also available, please consult Heyco.

HEYCap™ Electro Miniature Protection Caps

- EMC Series Caps fit 36- and 68-pin Champ 050 series connectors and 50-pin Champ-type connectors.
- Designed with an **integral flange** for easy application and removal.
- Molded in pink dissipative ethylene vinyl acetate, which **meets the static decay requirements** of MIL-PRF-81705D: Surface resistivity less than $1x10^{12}$ ohms/sq.
- For similar schematic drawings see D-Subminiature Mounting Hole Plugs, opposite page.

SHELL DIMENSIONS				PART NO. Pink*	DESCRIPTION	PART DIMENSIONS							
Typical Configuration	A Width		B Length			C Head		D Head		E Body		F Body	
	in.	mm.	in.	mm.		in.	mm.	in.	mm.	in.	mm.	in.	mm.
36 Pin	.25	6,4	1.05	26,7	**G5172**	EMC 36	1.18	30,0	.40	10,2	1.11	27,9	.31	7,9
50 Pin	.48	12,1	2.51	63,5	**G5173**	EMC 50	2.63	66,8	.60	15,2	2.57	65,1	.54	13,6
68 Pin	.26	6,6	1.83	46,5	**G5174**	EMC 68	1.95	49,5	.38	9,6	1.89	48,0	.32	8,1

*Material: Pink Static Dissipative Ethylene Vinyl Acetate (EVA). Black Conductive Polyethylene Copolymer also available, please consult Heyco.

Quick Specs

Material	**Pink Static Dissipative Ethylene Vinyl Acetate (EVA)**
Maximum Temperature Rating	**140°F (60°C)**

1-800-526-4182 • 732-286-1800 (NJ) • FAX: 732-244-8843 • www.heyco.com

HEYCO

Heyco® Nylon D-Subminiature Mounting Hole Plugs

Clearance Fit for Panel Thickness up to .170˝ (4,3 mm)

MOUNTING HOLE SIZE A in.	MOUNTING HOLE SIZE A mm.	MOUNTING HOLE SIZE B in.	MOUNTING HOLE SIZE B mm.	PART NO. Black	DESCRIPTION	PART DIMENSIONS C Head in.	C Head mm.	D Head in.	D Head mm.	E Body in.	E Body mm.	F Body in.	F Body mm.
.45	11,4	.81	20,6	**2966**	POP-DB9	1.25	31,8	.70	17,8	.69	17,5	.41	10,4
		1.13	28,8	**2968**	POP-DB15	1.57	39,8	.70	17,8	1.05	26,7		
		1.67	42,5	**2970**	POP-DB25	2.12	51,0	.70	17,8	1.55	39,4		
		2.32	59,1	**2972**	POP-DB37	2.77	70,4	.70	17,8	2.23	56,6		

Standard color black. Consult Heyco for other colors.

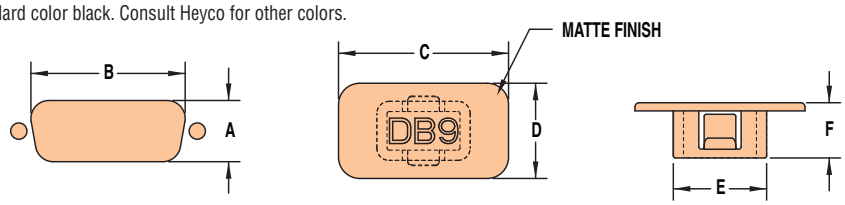

- Fit standard D-Subminiature Cutouts.
- Provide aesthetic improvement for unused D-subminiature connector mounting holes.
- Suitable for use as dust protection for unused parallel and serial ports on computers and other electrical equipment.
- Cover unwanted holes in panel and are easily removable.
- Quick and easy installation with fingertip pressure.

Custom Color Match and Special Engraved Identification Available. Consult Heyco for Details

Material	**Nylon 6/6**
Certifications	**Recognized under the Component Program of Underwriters' Laboratories, File E51579**
	Certified by Canadian Standards Association, File 8919
Flammability Rating	**94V-2**
Temperature Rating	**-40°F (-40°C) to 221°F (105°C)**

Quick Specs

Heyco® IEC-14 Plug

ALL NEW PRODUCTS!

For IEC-13 Female Connectors

PART NO. Black	DESCRIPTION	PART DIMENSIONS A in.	A mm.	B in.	B mm.	C in.	C mm.
G5365	IECP C14	.96	24,4	.66	16,8	.38	9,7

Standard color Black.

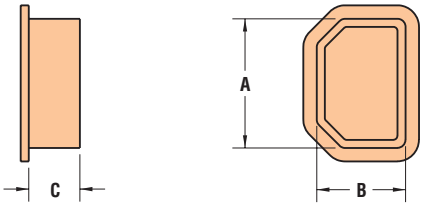

- These non-conductive plugs are used to **protect female IEC-13 connectors** during transit and storage.
- Will keep your connector **free of dust, moisture, and contaminants**.
- The flanged Plug head provides **ease of installation and removal**.
- Consult Heyco for the **IEC-20 Plug** (for IEC-19 female connectors).

Material	**LDPE - Low Density Polyethylene**
Maximum Temperature Rating	**175°F (79°C)**

Quick Specs

HEYCO

Heyco® Liquid Tight Hole Plugs

Standard 85 Durometer Plugs

Maximum Panel Thickness .125″ (3,2 mm)
Mounting Hole Diameter Range: .500″ (12,7 mm) to 1.375″ (34,9 mm)

- Oil tight, rain tight, submersible.
- UL certified for outdoor applications.
- V0 Flammability rating.
- Install with fingertip pressure (no tool required).
- Multiple nominal sizes fit .500″ (12,7 mm) to 1.00″ (25,4 mm) true size mounting holes.
- Three trade sizes fit 1/2″ to 1″ knock-out holes.
- Lock firmly in boxes from .030″ (0,8 mm) to .125″ (3,2 mm) thick.
- True sizes are UL recognized under Underwriters' Laboratories File E51579 and CSA certified by Canadian Standard Association File 8919.
- Trade sizes are UL listed under Underwriters' Laboratories File E51579 and CSA certified by Canadian Standard Association File 081067C.

MOUNTING HOLE DIAMETER		PART NO.	DESCRIPTION	UL or	PART DIMENSIONS					
		Black			A Head Diameter		B Overall Height		C Head Thickness	
in.	mm.				in.	mm.	in.	mm.	in.	mm.
.500	12,7	**3830**	KOS LT 500		.91	23,1	.45	11,4	.29	7,4
.625	15,9	**3834**	KOS LT 625		1.03	26,2	.47	11,9	.31	7,9
.750	19,1	**3831**	KOS LT 750		1.15	29,2	.51	13,0	.35	8,9
.875	22,2	**3833**	KOS LT 1/2	UL	1.23	32,5	.50	13,5	.36	9,1
1.000	25,4	**3832**	KOS LT 1000		1.41	35,8	.56	14,2	.40	10,2
1.093	27,8	**3835**	KOS LT 3/4	UL	1.53	38,6	.55	14,0		
1.375	34,9	**3837**	KOS LT 1	UL	1.80	45,2	.56	14,3	.42	10,7

Available in black only.

Low 75 Durometer Plugs

Maximum Panel Thickness .125″ (3,2 mm)
Mounting Hole Diameter Range: .875″ (22,2 mm) to 1.375″ (34,9 mm)

MOUNTING HOLE DIAMETER*		PART NO.		DESCRIPTION	UL or	PART DIMENSIONS*					
		Black	Gray			A Head Diameter		B Overall Height		C Head Thickness	
in.	mm.					in.	mm.	in.	mm.	in.	mm.
.875	22,2	**3833FN**	**3833FP**	KOS LT 1/2 LD	UL	1.23	32,5	.50	13,5	.36	9,1
1.093	27,8	**3835FN**	**3835FP**	KOS LT 3/4 LD	UL	1.53	38,6	.55	14,0	.40	10,2
1.375	34,9	**3837FN**	**3837FP**	KOS LT 1 LD	UL	1.80	45,2	.56	14,3	.42	10,7

Standard colors black and gray.
*Consult Heyco for other Liquid Tight Hole Plug sizes in Low Durometer material.

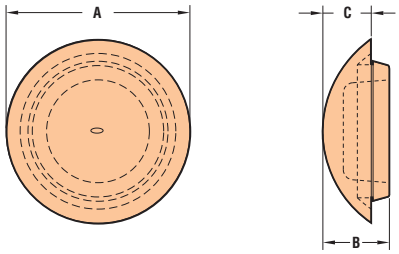

Quick Specs

Material	**85 Durometer**		**Santoprene-Hardness 85 Shore A**
	75 Durometer		**Santoprene-Hardness 75 Shore A**
Certifications	**Trade Sizes (1/2, 3/4, 1)**	UL	**Listed under Underwriters' Laboratories File E51579**
		CSA	**Certified by Canadian Standard Association File 081067C**
	True Sizes (all others)	UL	**Recognized under Underwriters' Laboratories File E51579**
		CSA	**Certified by Canadian Standard Association File 8919**
Flammability Rating			**94V-0**
Temperature Rating			**-81°F (-60°C) to 275°F (135°C)**

1-800-526-4182 • 732-286-1800 (NJ) • FAX: 732-244-8843 • www.heyco.com

HEYCO

HEYCo-molded™ Liquid Tight Break-Thru Plugs

Mounting Hole Diameter Range: .500˝ (12,7 mm) to 1.500˝ (38,1 mm)

PANEL DIMENSIONS Thickness at Locking Finger Steps in.	mm.	Mounting Hole Diameter* in.	mm.	CABLE DIAMETER RANGE in.	mm.	PART NO. Black	DESCRIPTION	PART DIMENSIONS A Head Diameter in.	mm.	B Overall Height in.	mm.
For Panels up to .063˝ (1,6 mm) Thick											
.020	0,5	.500	12,7	.080 - .200	2,0 - 5,1	**C2008**	LTBP 500-063	.92	23,4	.32	8,1
.032	0,8	.625	15,9	.130 - .375	3,3 - 9,5	**C2012**	LTBP 625-063	1.03	26,2		
.040	1,0	.750	19,1	.175 - .400	4,4 - 10,2	**C2016**	LTBP 750-063	1.15	29,2		
.048	1,2	.875	22,2	.130 - .450	3,3 - 11,4	**C2020**	LTBP 875-063	1.28	32,5		
.063	1,6	1.000	25,4	.200 - .715	5,1 - 18,2	**C2022**	LTBP 1000-063	1.43	36,3		
		1.093	27,8	.250 - .765	6,4 - 19,4	**C2024**	LTBP 1093-063	1.53	38,9		
For Panels from .063˝ (1,6 mm) to .250˝ (6,4 mm) Thick											
.063	1,6	.500	12,7	.080 - .200	2,0 - 5,1	**C2058**	LTBP 500-250	.92	23,4	.63	15,9
.080	2,0	.625	15,9	.130 - .375	3,3 - 9,5	**C2062**	LTBP 625-250	1.03	26,2		
.094	2,4	.750	19,1	.175 - .400	4,4 - 10,2	**C2066**	LTBP 750-250	1.15	29,2		
.125	3,2	.875	22,2	.130 - .450	3,3 - 11,4	**C2070**	LTBP 875-250	1.28	32,5		
.157	4,0	1.000	25,4	.200 - .715	5,1 - 18,2	**C2072**	LTBP 1000-250	1.43	36,3		
.200	5,1	1.093	27,8	.250 - .765	6,4 - 19,4	**C2074**	LTBP 1093-250	1.53	38,9		
.250	6,4	1.375	34,9	.300 - .950	7,6 - 24,1	**C2080**	LTBP 1375-250	1.80	45,7	.67	17,0
		1.500	38,1	.375 - 1.060	9,5 - 26,9	**C2082**	LTBP 1500-250	1.93	49,0		

ALL NEW PRODUCTS!

Standard color black. Consult Heyco for other colors.
*Consult Heyco for other Mounting Hole Diameters. Our Axcell Rapid Response Team is ready to meet your requirements.

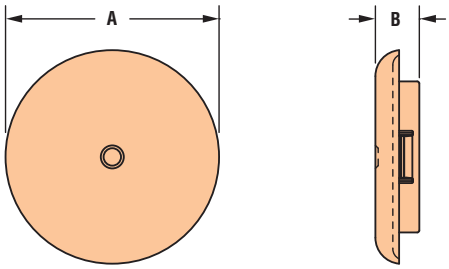

- These **co-molded** nylon and elastomer parts function as **Liquid Tight Plugs** with an IP 67/68 rating, yet can be pierced by **round wire, cable or tubing** to function as **Liquid Tight Bushings** with the same resulting IP 67/68 rating.
- **Certified by UL under UL 635**
- For use in panels as thin as .020˝ (0,5 mm) and as thick as .250˝ (6,4 mm).
- Provide liquid tight closure when used as a plug. When pierced, functions as a liquid tight bushing that converts raw edged holes to smooth, neat, insulated holes.
- Used as a liquid tight bushing, HEYCo-molded Liquid Tight Break-Thru Plugs insulate and mechanically protect electrical and telecommunications cable, tubing, hose, rope, and utility lines.
- Locking fingers snap into holes with fingertip pressure.
- Locking fingers in fractional increments up to the maximum panel thickness.
- Withstand a push back force of greater than 35 pounds.
- Available in multiple sizes for use in .500˝ (12,7 mm) to 1.500˝ (38,1 mm) diameter holes.



Materials	**Nylon 6/6 and TPE**
Certifications	**Recognized under the Component Program of Underwriters' Laboratories File E15331**
Flammability Rating	**HB**
Temperature Rating	**-40°F (-40°C) to 212°F (100°C)**
IP Rating	**67/68**

Quick Specs

HEYCO

NO O-RING REQUIRED!

Heyco® Liquid Tight Threaded Plugs

Liquid Tight, with Integral Sealing Ring
Hex Head with Slot

- **Integral sealing ring** ensures a superior seal at mounting hole location, every time.
- IP 68 Rated.
- Provide a liquid-tight seal up to 70 psi.
- Threaded plugs for hydraulic and pneumatic applications.
- Seal threaded openings and protect against contamination and moisture.
- Lower cost option over brass or steel plugs.
- Non-corrosive–resist salt water, weak acids, gasoline, alcohol, oil, grease, and common solvents.
- Resist oil and heat up to 221°F (105°C).
- Approximate Head Thickness: .21˝ (5,3 mm). Thickness may vary.
- Hex shaped head with slot for wrench or screwdriver installation.
- Electrically non-conductive Nylon 6/6.

THREAD TYPE/SIZE	PART NO. Black	PART NO. Gray	DESCRIPTION	PART DIMENSIONS A Wrenching Flats in.	A mm.	B Overall Length in.	B mm.	
NPT								
NPT 1/4	**3544B**	**3544**	LTTP NPT 1/4	.63	16,0	.66	16,8	
NPT 3/8	**3545B**	**3545**	LTTP NPT 3/8	.83	21,0	.69	17,5	
NPT 1/2	**3546B**	**3546**	LTTP NPT 1/2	.98	24,9	.81	20,6	
NPT 3/4	**3547B**	**3547**	LTTP NPT 3/4	1.29	32,8	.86	21,8	
NPT 1	**3548B**	**3548**	LTTP NPT 1	1.74	44,2	1.05	26,7	
NPT 1-1/4	**3549B**	**3549**	LTTP NPT 1-1/4	2.06	52,3	1.08	27,4	
PG - for PG Thread Specifications, see page 3-37 in Heyco's Catalog 113								
PG 7	**3574B**	**3574**	LTTP PG 7	.63	16,0	.53	13,5	
PG 9	**3575B**	**3575**	LTTP PG 9	.83	21,0	.53	13,5	NEW!
PG 13.5	**3576B**	**3576**	LTTP PG 13.5	.98	24,9	.62	15,8	
PG 21	**3401B**	**3401**	LTTP PG 21	1.29	32,8	.68	17,3	NEW!
PG 29	**3578B**	**3578**	LTTP PG 29	1.74	44,2	.87	22,1	
PG 36	**3579B**	**3579**	LTTP PG 36	2.06	52,3	.78	19,8	NEW!
Metric								
M12	**3582B**	**3582**	LTTP M12	.63	16,0	.53	13,5	
M16	**3583B**	**3583**	LTTP M16	.83	21,1	.53	13,5	NEW!
M20	**3584B**	**3584**	LTTP M20	.98	24,9	.62	15,8	NEW!
M32	**3586B**	**3586**	LTTP M32	1.74	44,2	.87	22,1	NEW!
M40	**3587B**	**3587**	LTTP M40	2.06	52,3	.78	19,8	NEW!

Standard color black. Consult Heyco for other colors.

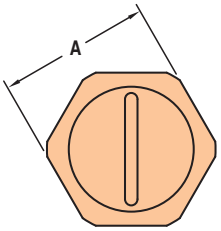

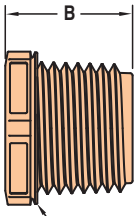

Quick Specs

Material	**Nylon 6/6**
Flammability Rating	**94V-2**
Temperature Rating	**-40°F (-40°C) to 221°F (105°C)**
IP Rating	**IP 68 (70 PSI, 5 BAR)**

1-800-526-4182 • 732-286-1800 (NJ) • FAX: 732-244-8843 • www.heyco.com

HEYCO

Heyco® PG Threaded Plugs

Round Head with Slot

THREAD TYPE/SIZE	PART NO. Gray	PART NO. NEW! Black	DESCRIPTION	PART DIMENSIONS A Head Diameter in.	A mm.	B Overall Height in.	B mm.
PG 7	3405	3405B	TP PG 7	.59	15,0	.32	8,0
PG 9	3407	3407B	TP PG 9	.75	19,0	.37	9,5
PG 11	3402	3402B	TP PG 11	.87	22,0	.39	10,0
PG 13	3412	3412B	TP PG 13	.98	25,0		
PG 16	3414	3414B	TP PG 16	1.06	27,0		
PG 21	3416	3416B	TP PG 21	1.30	33,0	.47	12,0
PG 29	3418	3418B	TP PG 29	1.73	44,0		
PG 36	3415	3415B	TP PG 36	2.17	55,0	.55	14,0
PG 48	3417	3417B	TP PG 48	2.72	69,0	.63	16,0

Standard color gray and black. Consult Heyco for other colors.

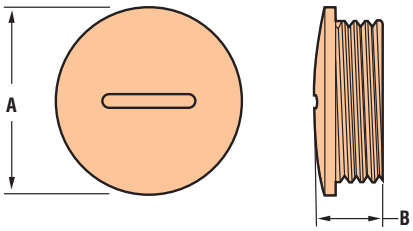

- Used to close unneeded PG and Metric threaded holes when other threaded accessories may be added at a later time.
- Protection Class IP 50.
- PG plugs are molded of shock resistant polystrene and metric plugs are molded of Nylon 6.
- Designed with slot for screwdriver installation.
- For PG Thread specifications, see page 3-37 in Heyco's Catalog 113
- Working temperature range: -4°F (-20°C) to 176°F (80°C).
- Consult Heyco for other colors.

Heyco® Metric Threaded Plugs

Round Head with Slot

THREAD TYPE/SIZE	PART NO. Gray	PART NO. NEW! Black	DESCRIPTION	PART DIMENSIONS A Head Diameter in.	A mm.	B Overall Height in.	B mm.
M12 x 1,5	3403	3403B	TP M12	.59	15,0	.41	10,5
M16 x 1,5	3404	3404B	TP M16	.79	20,0		
M20 x 1,5	3406	3406B	TP M20	.95	24,0		
M25 x 1,5	3408	3408B	TP M25	1.18	30,0	.51	13,0
M32 x 1,5	3409	3409B	TP M32	1.48	37,0	.53	13,5
M40 x 1,5	3410	3410B	TP M40	1.81	46,0	.55	14,0
M50 x 1,5	3411	3411B	TP M50	2.20	56,0	.63	16,0
M63 x 1,5	3413	3413B	TP M63	2.76	70,0	.71	18,0

Standard color gray and black. Consult Heyco for other colors.

- For **Heyco Snap-In Metric Dome Plugs**, see page 9.

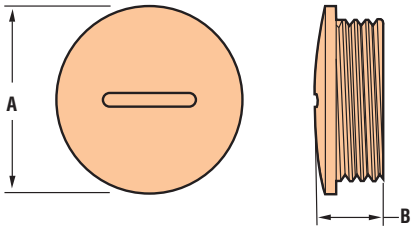

Materials	**PG**	**Shock Resistant Polystrene**
	Metric	**Nylon 6**
Flammability Rating		**94V-2**
Temperature Rating		**-4°F (-20°C) to 176°F (80°C)**
IP Rating		**IP 50**

Quick Specs

HEYCO

ALL NEW PRODUCTS!

Heyco® Threaded Plugs for Straight Threaded Ports

For NPS Threaded Ports

12 Point Socket Head

- Provide a positive seal on NPS threaded ports.
- Flange compresses against the mounting hole surface area, keeping contaminants from the spot face.
- Round, 12-point "socket pattern" Head.
- Integral, serrated Shoulder Washer.
- Applicable Specs: MIL-C-52078, MIL-C-5501/5, NAS 840.

NPS THREADED PORT SIZE	PART NO. Red	DESCRIPTION	PART DIMENSIONS A 12-Point Socket Size	B Depth		C Head Height		D Shoulder Diameter	
				in.	mm.	in.	mm.	in.	mm.
1/8	**G5410**	PNPS 1/8	9/16	.27	6,9	.31	7,9	.56	14,2
1/4	**G5411**	PNPS 1/4	9/16	.37	9,4	.31	7,9	.74	18,8
3/8	**G5412**	PNPS 3/8	9/16	.33	8,4	.38	9,7	.83	21,1
1/2	**G5413**	PNPS 1/2	9/16	.55	14,0	.37	9,4	1.04	26,4
3/4	**G5414**	PNPS 3/4	9/16	.63	16,0	.41	10,4	1.31	33,3

Standard color red.

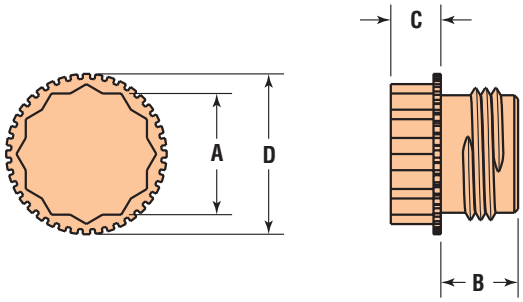

Quick Specs

Material	**High-Density Polyethylene**
Maximum Temperature Rating	**215°F (102°C)**

1-800-526-4182 • 732-286-1800 (NJ) • FAX: 732-244-8843 • www.heyco.com

HEYCO

Heyco® Threaded Plugs for Straight Threaded Ports

With Integral Sealing Ring

For SAE Threaded Ports

12-Point Socket Head with Slot

SAE THREADED PORT SIZE	PART NO. Red	DESCRIPTION	PART DIMENSIONS A 12-Point Socket Size	B Depth in.	B Depth mm.	C Head Height in.	C Head Height mm.	D Shoulder Diameter in.	D Shoulder Diameter mm.
7/16-24	**G5420**	PSAE 7/16-24	3/8	.34	8,6	.26	6,6	.66	16,8
7/16-20	**G5421**	PSAE 7/16-20							
1/2-20	**G5422**	PSAE 1/2-20	7/16	.34	8,6	.30	7,6	.73	18,5
9/16-18	**G5423**	PSAE 9/16-18	1/2	.36	9,1	.30	7,6	.80	20,3
3/4-16	**G5424**	PSAE 3/4-16	11/16	.41	10,4	.31	7,9	1.02	25,9
7/8-14	**G5425**	PSAE 7/8-14	13/16	.53	13,5	.31	7,9	1.16	29,5
1-1/16-12	**G5426**	PSAE 1-1/16-12	1	.61	15,5	.31	7,9	1.45	36,8
1-5/16-12	**G5427**	PSAE 1-5/16-12	1-1/4	.61	15,5	.33	8,4	1.74	44,2
1-5/8-12	**G5428**	PSAE 1-5/8-12	1-9/16	.61	15,5	.33	8,4	2.17	55,1
1-7/8-12	**G5429**	PSAE 1-7/8-12	1-7/8	.62	15,7	.34	8,6	2.42	61,5

Standard color red.

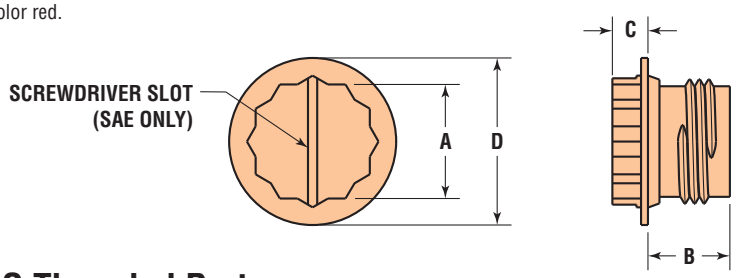

ALL NEW PRODUCTS!

- Provide a dual, positive seal on SAE and ISO straight-threaded ports.
- **Integral Sealing Ring** seats into the bevel of the threaded opening to prevent oil or fluid leakage.
- Lip on the flange compresses against the mounting hole surface, keeping contaminants from the spot face.
- Suitable for gasketing (optional).
- Slotted, 12-point head for screwdriver (SAE only), socket or wrench tightening.
- Round "socket pattern" Head.

For ISO Threaded Ports

12-Point Socket Head

ISO THREADED PORT SIZE	PART NO. Green	DESCRIPTION	PART DIMENSIONS A 12-Point Socket Size	B Depth in.	B Depth mm.	C Head Height in.	C Head Height mm.	D Shoulder Diameter in.	D Shoulder Diameter mm.
10 x 1.5	**G5431**	PISO 10	10	.33	8,4	.33	8,4	.65	16,5
12 x 1.5	**G5432**	PISO 12	12	.41	10,4	.34	8,6	.73	18,5
14 x 1.5	**G5433**	PISO 14	12	.41	10,4	.38	9,7	.81	20,6
18 x 1.5	**G5434**	PISO 18	16	.41	10,4	.44	11,2	.97	24,6
22 x 1.5	**G5435**	PISO 22	20	.41	10,4	.44	11,2	1.12	28,4
27 x 2	**G5436**	PISO 27	24	.41	10,4	.44	11,2	1.36	34,5

Standard color green.

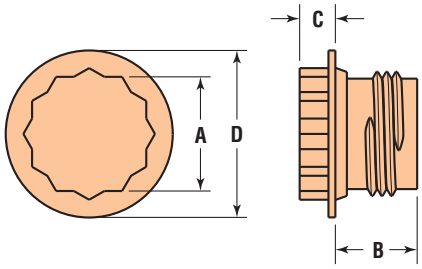

	PSAE
Material	High-Density Polyethylene
Maximum Temperature Rating	215°F (102°C)

	PISO
Material	Polypropylene
Maximum Temperature Rating	250°F (121°C)

Quick Specs

HEYCO

Heyco® Push-In Threaded Plugs

For SAE and NPT Threaded Ports

- Offer the convenience of a push-in plug with the plugging quality of a threaded plug.
- Designed to fit SAE and NPT thread sizes.
- Available in multiple sizes from SAE 1/4 through SAE 7/8 threaded holes.
- Available with or without convenient Pull Tab for easy removal.

THREAD TYPE/SIZE		PART NO.	PART NO.	DESCRIPTION	PART DIMENSIONS					
					A Head Diameter		B Overall Height		C Bottom Dia.	
SAE in.	NPT in.	Black No Tab	Black With Tab		in.	mm.	in.	mm.	in.	mm.
Molded from EVA										
1/4	-	**9680**	-	TP PI-250	.40	10,2	.25	6,4	.21	5,3
5/16	-	**9681**	-	TP PI-312	.52	13,2	.24	6,1	.25	6,4
Molded from LDPE										
3/8	1/8	**9682**	**9682T**	TP PI-375	.59	15,0	.24	6,1	.32	8,1
7/16	-	**9683**	**9683T**	TP PI-437	.64	16,3	.27	6,9	.37	9,4
1/2	1/4	**9684**	**9684T**	TP PI-500	.72	18,3	.27	6,9	.44	11,2
9/16	-	**9685**	-	TP PI-562	.81	20,6	.29	7,4	.50	12,7
5/8	3/8	**9686**	**9686T**	TP PI-625	.96	24,4	.29	7,4	.56	14,2
3/4	-	**9687**	**9687T**	TP PI-750	.95	24,1	.29	7,4	.68	17,3
7/8	-	**9688**	**9688T**	TP PI-875	1.15	29,2	.29	7,4	.80	20,3

NO TAB

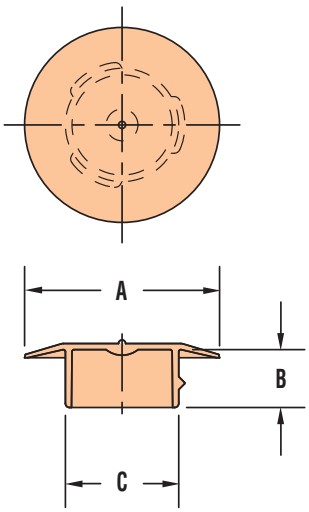

WITH TAB

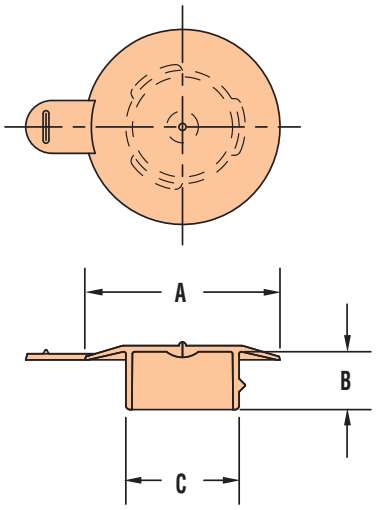

Quick Specs

Material	**EVA - Ethylene Vinyl Acetate** **LDPE - Low Density Polyethylene**
Maximum Continuous Temperature Rating	**150°F (66°C)**

1-800-526-4182 • 732-286-1800 (NJ) • FAX: 732-244-8843 • www.heyco.com

HEYCO

Heyco® TEMPlugs™ for NPT Threaded Ports

Temporary Threaded Plugs for In-House Pressure Testing, Handling, and Transport

ALL NEW PRODUCTS!

Square Head

NPT THREADED PORT SIZE	PART NO. Black	DESCRIPTION	PART DIMENSIONS A Wrenching Flats in.	A mm.	B Threaded Section in.	B mm.	C Head Height in.	C mm.	D Shoulder Diameter in.	D mm.
Square Head - with Flange										
1/8	G5440	PTNS 1/8-F	.43	10,9	.29	7,4	.19	4,8	.56	14,2
1/4	G5441	PTNS 1/4-F	.44	11,2	.35	9,0	.25	6,4	.69	17,5
3/8	G5442	PTNS 3/8-F	.44	11,2	.41	10,4	.25	6,4	.81	20,6
1/2	G5443	PTNS 1/2-F	.56	14,2	.47	11,9	.25	6,4	1.00	25,4
3/4	G5444	PTNS 3/4-F	.63	16,0	.52	13,2	.25	6,4	1.25	31,8
Square Head - no Flange										
3/4	G5449	PTNS 3/4	.62	15,7	.52	13,2	.25	6,4	n/a	n/a
1	G5450	PTNS 1	.81	20,6	.59	15,0				
1-1/4	G5451	PTNS 1-1/4	1.00	25,4	.83	21,1	.38	9,7		
1-1/2	G5452	PTNS 1-1/2	1.25	31,8						

Standard color black.

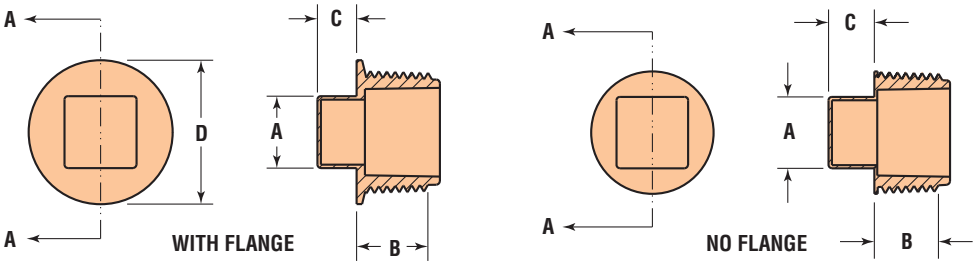

- Not intended for permanent applications.
- Flange design (Part Nos. **G5440** through **G5444** only) protects the circumference of the port while also protecting the threads from damage, contaminants, and moisture.
- Commonly used for low-pressure testing and in-plant processing.
- Combat oil and heat up to 250°F.
- **Applicable Spec: MIL-C-5501/5, NAS 840**.

Hex Head

NPT THREADED PORT SIZE	PART NO. Black	DESCRIPTION	PART DIMENSIONS A Wrenching Flats in.	A mm.	B Threaded Section in.	B mm.
1/4	G5455	PTNH 1/4	.25	6,4	.31	7,9
3/8	G5456	PTNH 3/8	.31	7,9	.38	9,7
1/2	G5457	PTNH 1/2	.38	9,7		
3/4	G5458	PTNH 3/4	.56	14,2	.50	12,7
1	G5459	PTNH 1	.63	16,0	.53	13,5

Standard color black.

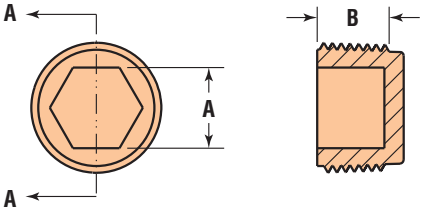

- Not intended for permanent applications.
- Hex socket design protects threads during low-pressure testing and in-house processing.
- Keep contaminants and moisture from threaded ports.
- Oil and heat resistant up to 250°F.
- **Applicable Spec: MIL-C-5501/5, NAS 840**.

Material	**High-Density Polyethylene**
Maximum Temperature Rating	**215°F (102°C)**

Quick Specs

HEYCO

ALL NEW PRODUCTS!

HEYCap™ Tapered Caps and Plugs–NPT

For **NPT** Fitting Hubs and Threaded Mounting Holes

- HEYCaps can be used as either **caps or plugs**.
- Because they are tapered in design and made from highly flexible polyethylene, they not only **fit snugly** but are readily **removable**.

CAPS:

- Especially recommended for use on **threaded external NPT fitting hubs**.
- Part dimensions are based on average threaded hub fit. Before ordering in quantity, please sample HEYCaps.
- Recommended Closures: Threaded hubs where Cap dimension "B" is at least 1% smaller than the hub to be capped. Minimum .020 (0,5 mm).

PLUGS:

- Especially recommended for use on **threaded internal NPT fittings and mounting holes**.
- Part dimensions are based on average tapped hole fit. Before ordering in quantity, please sample HEYCap Tapered Plugs.
- Recommended Closures: Threaded mounting holes where Plug dimension "A" is at least 1% larger than the hole to be plugged. Minimum .020 (0,5 mm).

Fits this NPT Hub or Mounting Hole	PART NO. Red	DESCRIPTION	PART DIMENSIONS A - Major Body Diameters in.	A mm.	B - Minor Body Diameters in.	B mm.	C Head Diameter in.	C mm.	D Depth in.	D mm.
HEYCap Tapered Caps* for NPT Fitting Hubs - Body Diameters reference Inside										
1/8	**G5014**	TCP 49-42†	.42	10,7	.36	9,0	.63	16,0	.38	9,7
1/4	**G5020**	TCP 61-55	.55	13,8	.47	11,9	.75	19,1	.44	11,2
3/8	**G5027**	TCP 76-69	.69	17,6	.61	15,6	.88	22,4	.50	12,7
1/2	**G5035**	TCP 91-85	.85	21,6	.74	18,8	1.06	26,9	.63	16,0
3/4	**G5047**	TCP 115-108	1.08	27,5	.93	23,7	1.31	33,3	.75	19,1
1	**G5057**	TCP 136-130	1.30	33,0	1.17	29,8	1.50	38,1	.81	20,6
1-1/4	**G5071**	TCP 168-162	1.62	41,1	1.50	38,0	1.88	47,8	.75	19,1
1-1/2	**G5080**	TCP 195-189	1.89	48,0	1.72	43,6	2.13	54,1	1.00	25,4
2	**G5096**	TCP 246-240	2.40	61,0	2.24	56,8	2.63	66,8	1.00	25,4
2-1/2	**G5110**	TCP 299-295	2.95	74,9	2.69	68,2	3.13	79,5	1.00	25,4
3	**G5116**	TCP 356-349	3.49	88,7	3.20	81,3	3.69	93,7	1.13	28,7
HEYCap Tapered Plugs ** for NPT Threaded Mounting Holes - Body Diameters reference Outside										
1/8	**G5011**	TCP 40-33	.40	10,1	.33	8,4	.53	13,5	.38	9,7
1/4	**G5014**	TCP 49-42†	.49	12,4	.42	10,7	.63	16,0	.38	9,7
3/8	**G5022**	TCP 63-57	.63	16,0	.55	14,0	.75	19,1	.47	11,9
1/2	**G5029**	TCP 79-73	.79	20,1	.69	17,5	.94	23,9	.56	14,2
3/4	**G5040**	TCP 104-98	1.04	26,4	.92	23,4	1.16	29,5	.69	17,5
1	**G5048**	TCP 122-115	1.22	31,0	1.09	27,7	1.41	35,8	.75	19,1
1-1/4	**G5068**	TCP 160-154	1.60	40,6	1.51	38,4	1.75	44,5	.50	12,7
1-1/2	**G5075**	TCP 181-175	1.81	46,0	1.78	45,2	2.00	50,8	.38	9,7
2	**G5090**	TCP 226-220	2.26	57,4	2.23	56,6	2.50	63,5	.50	12,7
2-1/2	**G5106**	TCP 279-273	2.79	70,9	2.64	67,1	2.94	74,7	.75	19,1
3	**G5115**	TCP 346-338	3.46	87,9	3.33	84,6	3.63	92,2	.75	19,1

*May also be used as Plugs: to determine Outside Diameters, add approximately .06˝ (1,5 mm) to Inside Diameter dimensions.

**May also be used as Caps: to determine Inside Diameters, subtract approximately .06˝ (1,5 mm) from Outside Diameter dimensions.

†**Part No. G5014** functions as a Cap for NPT 1/8˝ Hubs and a Plug for NPT 1/4˝ Hubs.

Standard color red.

TAPERED CAP

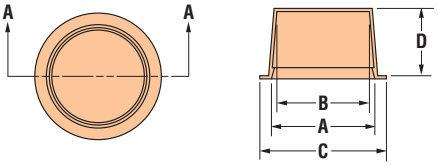

TAPERED PLUG

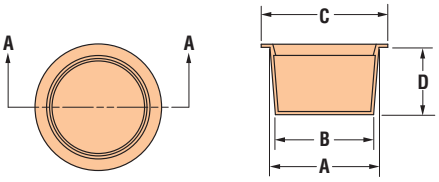

Quick Specs

Material	**Low Density Polyethylene** **Standard Color: Red**
Applicable Specs	**MIL-C-5501/7 (MIL-C-52078), NAS-835**
Maximum Temperature Rating	**175°F (79°C)**

1-800-526-4182 • 732-286-1800 (NJ) • FAX: 732-244-8843 • www.heyco.com

HEYCO

ALL NEW PRODUCTS!

HEYCap™ Tapered Caps and Plugs–SAE

For **SAE** Fitting Hubs and Threaded Mounting Holes

Fits this SAE Hub or Mounting Hole	PART NO. Red	DESCRIPTION	PART DIMENSIONS A - Major Body Diameters in.	A mm.	B - Minor Body Diameters in.	B mm.	C Head Diameter in.	C mm.	D Depth in.	D mm.
HEYCap Tapered Caps* for SAE Fitting Hubs - Body Diameters reference Inside										
1/8	**G5009**	TCP 37-30†	.30	7,7	.24	6,0	.50	12,7	.38	9,7
3/16	**G5013**	TCP 46-39	.39	10,0	.33	8,3	.59	15,0	.38	9,7
1/4	**G5015**	TCP 51-45	.45	11,5	.39	9,8	.66	16,8	.38	9,7
5/16	**G5022**	TCP 63-57	.57	14,4	.49	12,4	.75	19,1	.47	11,9
3/8	**G5023**	TCP 67-61	.61	15,4	.52	13,2	.81	20,6	.50	12,7
1/2	**G5031**	TCP 82-76	.76	19,3	.66	16,8	.97	24,6	.57	14,2
5/8	**G5036**	TCP 93-87	.87	22,0	.75	19,1	1.09	27,7	.63	16,0
3/4	**G5047**	TCP 115-108	1.08	27,5	.93	23,7	1.31	33,3	.75	19,1
1	**G5057**	TCP 136-130	1.30	33,0	1.17	29,8	1.50	38,1	.81	20,6
1-1/4	**G5071**	TCP 168-162	1.62	41,1	1.50	38,0	1.88	47,8	.75	19,1
1-1/2	**G5080**	TCP 195-189	1.89	48,0	1.72	43,6	2.13	54,1	1.00	25,4
1-3/4	**G5092**	TCP 231-225	2.25	57,2	2.07	52,7	2.56	65,0	1.00	25,4
2	**G5097**	TCP 260-254	2.54	64,5	2.33	59,3	2.81	71,4	1.03	26,2
HEYCap Tapered Plugs ** for SAE Threaded Mounting Holes - Body Diameters reference Outside										
1/8	**G5007**	TCP 30-24	.30	7,7	.24	6,0	.44	11,2	.38	9,7
3/16	**G5009**	TCP 37-30†	.37	9,3	.30	7,6	.50	12,7	.38	9,7
1/4	**G5012**	TCP 43-37	.43	10,8	.36	9,2	.56	14,2	.38	9,7
5/16	**G5014**	TCP 49-42	.49	12,3	.42	10,6	.63	16,0	.38	9,7
3/8††	**G5016**	TCP 55-49	.55	13,9	.47	12,0	.69	17,5	.44	11,2
	G5020	TCP 61-55	.61	15,4	.53	13,5	.75	19,1		
1/2	**G5026**	TCP 73-66	.73	18,5	.64	16,3	.88	22,4	.50	12,7
5/8	**G5033**	TCP 85-79	.85	21,5	.75	19,1	1.00	25,9	.56	9,9
3/4	**G5040**	TCP 104-98	1.04	26,4	.92	23,2	1.16	29,5	.69	17,5
1	**G5049**	TCP 128-122	1.28	32,6	1.18	29,8	1.44	36,6	.63	16,0
1-1/4	**G5068**	TCP 160-154	1.60	40,6	1.51	38,4	1.75	44,5	.50	12,7
1-1/2	**G5077**	TCP 188-182	1.88	47,8	1.75	44,5	2.00	50,8	.75	19,1
1-3/4	**G5089**	TCP 224-218	2.24	57,0	2.07	52,5	2.44	62,0	1.00	25,4
2	**G5096**	TCP 246-240	2.46	62,6	2.30	58,4	2.63	66,8	1.00	25,4

*May also be used as Plugs: to determine Outside Diameters, add approximately .06˝ (1,5 mm) to Inside Diameter dimensions.
**May also be used as Caps: to determine Inside Diameters, subtract approximately .06˝ (1,5mm) from Outside Diameter dimensions.
†Part No. **G5009** functions as a Cap for SAE 1/8˝ Hubs and a Plug for SAE 3/16˝ Hubs.
††Use Part No. **G5016** for SAE 9/16-18 thread and Part No. **G5020** for SAE 5/8-18 thread
Standard color red.

- HEYCaps can be used as either **caps or plugs**.
- Because they are tapered in design and made from highly flexible polyethylene, they not only **fit snugly** but are readily **removable**.

CAPS:

- Especially recommended for use on **threaded external SAE and MIL Std.-type** tube and hydraulic fittings.
- Part dimensions are based on average threaded hub fit. Before ordering in quantity, please sample HEYCaps.
- Recommended Closures: Threaded hubs where Cap dimension "B" is at least 1% smaller than the hub to be capped. Minimum .020 (0,5 mm).

PLUGS:

- Especially recommended for use on **threaded internal SAE and MIL Std.-type** tube and hydraulic fittings.
- Part dimensions are based on average tapped hole fit. Before ordering in quantity, please sample HEYCap Tapered Plugs.
- Recommended Closures: Threaded mounting holes where Plug dimension "A" is at least 1% larger than the hole to be plugged. Minimum .020 (0,5 mm).
- See schematic on page 34.

Material	**Low Density Polyethylene** **Standard Color: Red**
Applicable Specs	**MIL-C-5501/7 (MIL-C-52078), NAS-835**
Maximum Temperature Rating	**175°F (79°C)**

Quick Specs

HEYCO

Heyco® LDPE Sheet Metal Plugs - Recessed Head

For Panel Thicknesses from .02″ (0,5 mm) to .18″ (4,6 mm)
Mounting Hole Diameter Range: .37″ (9,4 mm) to 3.00″ (76,2 mm)

- Close unneeded sheet metal panel holes in equipment such as automobile bodies, tanks, refrigeration units, etc.
- Recessed "button" head style.
- Retaining bead snaps easily into place.
- Available in multiple sizes from .37″ (9,4 mm) through 3.0″ (76,2 mm) diameter holes.
- For easier to install Sheet Metal Plugs made from flexible Santoprene, see Heyco Metric Ergonomic Plugs on page 18.

PANEL DIMENSIONS				PART NO.	DESCRIPTION	PART DIMENSIONS					
Thickness Range		Mounting Hole Diameter Range		Black		A Head Diameter		B Bottom Diameter		C Overall Height	
in.	mm.	in.	mm.			in.	mm.	in.	mm.	in.	mm.
.02 -10	0,51-2,54	.37-.39	9,4-9,9	**9610**	SMP R-375	.75	19,1	.41	10,4	.31	7,9
.02-.07	0,51-1,78	.50-.52	12,7-13,2	**9611**	SMP R-500	.85	21,6	.55	14,0	.29	7,4
.02-.14	0,51-3,56	.73-.76	18,5-19,3	**9614**	SMP R-750	1.16	29,5	.79	20,1	.34	8,6
.02-.07	0,51-1,78	.79-.82	20,1-20,8	**9615**	SMP R-812	1.15	29,2	.85	21,6	.29	7,4
.02-.10	0,51-2,54	.87-.90	22,1-22,9	**9616**	SMP R-875	1.23	31,2	.93	23,6	.35	8,9
		.99-1.02	25,2-25,9	**9618**	SMP R-1000	1.35	34,3	1.05	26,7		
		1.04-1.07	26,4-27,2	**9619**	SMP R-1062	1.40	35,6	1.10	27,9		
		1.09-1.12	27,7-28,5	**9620**	SMP R-1093	1.47	37,3	1.16	29,5		
.02-.18	0,51-4,57	1.10-1.15	27,9-29,2	**9621**	SMP R-1125	1.53	38,9	1.18	30,0	.43	10,9
.01-.10	0,25-2,54	1.23-1.27	31,2-32,3	**9622**	SMP R-1250	1.60	40,6	1.30	33,0	.35	8,9
		1.30-1.34	33,0-34,0	**9623**	SMP R-1312	1.67	42,4	1.36	34,5		
.02-.10	0,51-2,54	1.36-1.40	34,6-35,6	**9624**	SMP R-1375	1.73	43,9	1.43	36,3	.35	8,9
		1.48-1.52	37,6-38,6	**9625**	SMP R-1500	1.85	47,0	1.55	39,4		
.03-.10	0,76-2,54	1.59-1.65	40,4-41,9	**9627**	SMP R-1625	2.00	50,8	1.68	42,7	.36	9,1
.02-.10	0,51-2,54	1.75	44,5	**9628**	SMP R-1750	2.13	54,1	1.80	45,7	.35	8,9
		1.85-1.90	47,0-48,3	**9631**	SMP R-1875	2.24	56,9	1.93	49,0		
.02-.10	0,51-2,54	1.97-2.02	50,0-51,3	**9632**	SMP R-2000	2.35	59,7	2.05	52,1	.36	9,1
		2.50	63,5	**9633**	SMP R-2.5	3.00	76,2	2.57	65,3	.38	9,7
		3.00	76,2	**9635**	SMP R-3.0	3.56	90,4	3.06	77,7	.41	10,4

Standard color black.

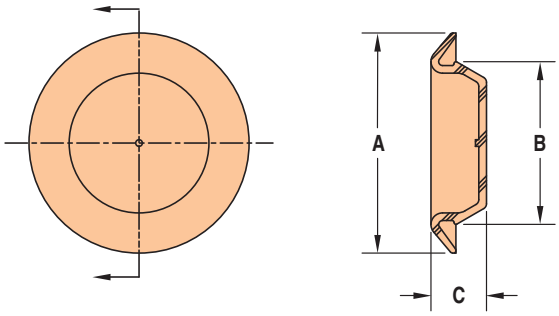

Quick Specs

Material	**LDPE - Low Density Polyethylene**
Maximum Temperature Rating	**175°F (79°C)**

1-800-526-4182 • 732-286-1800 (NJ) • FAX: 732-244-8843 • www.heyco.com

HEYCO

Heyco® Sheet Metal Plugs - Finished Head

For Panel Thicknesses from .02˝ (0,5 mm) to .11˝ (2,8 mm)
Mounting Hole Diameter Range: .18˝ (4,6 mm) to 3.00˝ (76,2 mm)

PANEL DIMENSIONS				PART NO.	DESCRIPTION	PART DIMENSIONS					
Thickness Range		Mounting Hole Diameter Range		Black		A Head Diameter		B Bottom Diameter		C Overall Height	
in.	mm.	in.	mm.			in.	mm.	in.	mm.	in.	mm.
Molded from EVA											
.02-.04	0,51-1,02	.18-.19	4,6-4,9	**9640**	SMP F-M5	.39	9,9	.21	5,3	.21	5,3
.02-.06	0,51-1,52	.23-.24	5,8-6,1	**9641**	SMP F-M6	.50	12,7	.29	7,4	.45	11,4
.02-.07	0,51-1,78	.24-.25	6,1-6,4	**9642**	SMP F-250	.50	12,7	.28	7,1	.21	5,3
Molded from LDPE											
.02-.05	0,51-1,27	.37-.38	9,4-9,7	**9644**	SMP F-375	.75	19,1	.41	10,4	.19	4,8
.03-.06	0,76-1,52	.43-.45	10,9-11,4	**9646**	SMP F-437	.69	17,5	.47	11,9	.22	5,6
.03-.08	0,76-2,03	.49-.51	12,5-13,0	**9647**	SMP F-500	.86	21,8	.54	13,7	.25	6,4
		.55-.56	14,0-14,2	**9648**	SMP F-562	.87	22,1	.60	15,2		
.06-.08	1,52-2,03	.62	15,7	**9649**	SMP F-625	.81	20,6	.67	17,0	.25	6,4
.03-.08	0,76-2.03	.68-.70	17,3-17,8	**9650**	SMP F-687	1.01	25,7	.73	18,5	.25	6,4
.05-.11	1,27-2,79	.73-.76	18,5-19,3	**9651**	SMP F-750	1.01	25,7	.79	20,1	.29	7,4
.03-.08	0,76-2,03	.86-.88	21,8-22,4	**9654**	SMP F-875	1.16	29,5	.91	23,1	.25	6,4
		.92-.95	23,4-24,1	**9656**	SMP F-937	1.31	33,3	.98	24,9		
		1.00	25,4	**9657**	SMP F-1000	1.38	35,1	1.04	26,4		
.02-.18	0,51-4,57	1.10-1.15	27,9-29,2	**9660**	SMP F-1125	1.53	38,9	1.18	30,0	.43	10,9
.03-.08	0,76-2,03	1.16-1.20	29,5-30,5	**9661**	SMP F-1187	1.56	39,6	1.22	31,0	.25	6,4
		1.25	31,8	**9663**	SMP F-1250	1.62	41,1	1.29	32,8		
		1.29-1.33	32,8-33,8	**9664**	SMP F-1312	1.68	42,7	1.36	34,6		
		1.50	38,1	**9665**	SMP F-1500	1.88	47,8	1.54	39,1		
		1.75	44,5	**9666**	SMP F-1750	2.12	53,8	1.79	45,5		
		1.98-2.01	50,3-51,1	**9667**	SMP F-2000	2.36	59,9	2.04	51,8		
		2.50	63,5	**9669**	SMP F-2.5	3.00	76,2	2.56	65,0		
		3.00	76,2	**9671**	SMP F-3.0	3.36	85,3	3.06	77,7		

Standard color black.

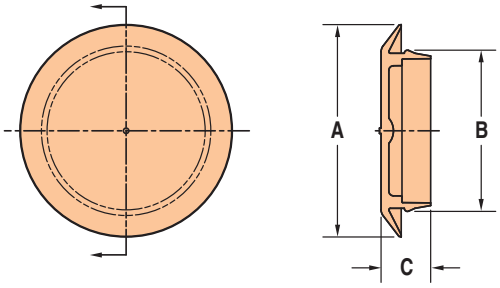

- Close unneeded sheet metal panel holes in equipment such as automobile bodies, tanks, refrigeration units, etc.
- Flush "button" head style.
- Retaining bead snaps easily into place.
- Available in multiple sizes from .18˝ (4,6 mm) through 3.0˝ (76,2 mm) diameter holes.
- For easier to install Sheet Metal Plugs made from flexible Santoprene, see Heyco Metric Ergonomic Plugs on page 18.

Material	**EVA - Ethylene Vinyl Acetate**
	LDPE - Low Density Polyethylene
Maximum Temperature Rating	**EVA 140°F (60°C)**
	LDPE 175°F (79°C)

Quick Specs

HEYCO

ALL NEW PRODUCTS!

HEYCaps™ for Round Tubing

CRT Series - Clearance Fit

Standard Duty

- HEYCaps Series CRT Caps for Round Tubing make **economical, attractive glides** for household and patio furniture; office tables, chairs and equipment; utility carts and exercise equipment.
- As **finishing caps** for both tubing and rod, they cover any scratches, burrs or distortions that may result from cutting operations.
- Provide protection against injury from sharp rod and tubing edges.
- See pages 40 through 43 for Heyco Plugs for Square and Rectangular Tubing.

Heavy Duty

- Heavy Duty Caps **finish the ends of round tubing** on numerous products such as furniture, lawn and garden equipment, tools and appliances.
- **Thick wall construction** makes them ideal for threaded connections where extra protection is required.
- Designed for **easy installation**.
- **Seat with a firm grip** that prevents accidental removal.

TUBE A Outside Dia. in.	TUBE A Outside Dia. mm.	PART NO. Black	DESCRIPTION	HEYCap B Height in.	HEYCap B Height mm.
Standard Duty					
.25	6,4	**G5200**	CRT 25	.46	11,7
.38	9,5	**G5201**	CRT 38		
.50	12,7	**G5202**	CRT 50	.59	15,0
.63	15,9	**G5203**	CRT 63		
.75	19,1	**G5204**	CRT 75	.71	18,0
.88	22,2	**G5205**	CRT 88		
1.00	25,4	**G5207**	CRT 100	.85	21,6
1.13	28,6	**G5208**	CRT 113		
1.25	31,8	**G5209**	CRT 125	.98	24,9
1.50	38,1	**G5210**	CRT 150		
1.75	44,5	**G5211**	CRT 175	1.10	27,9
Heavy Duty				**Depth**	
.75	19,1	**G5212**	CRT 75H	.50	12,7
.88	22,2	**G5213**	CRT 88H		
1.00	25,4	**G5214**	CRT 100H		
1.13	28,6	**G5215**	CRT 113H	.62	15,8
1.25	31,8	**G5216**	CRT 125H		

Standard color black.

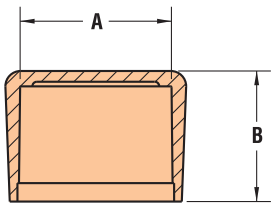

STANDARD DUTY

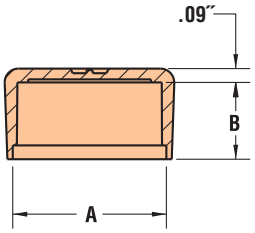

HEAVY DUTY

Quick Specs

Material	**LDPE - Low Density Polyethylene**
Maximum Temperature Rating	**175°F (79°C)**

1-800-526-4182 • 732-286-1800 (NJ) • FAX: 732-244-8843 • www.heyco.com

HEYCO

ALL NEW PRODUCTS!

Heyco® Plugs for Round Tubing

PRT Series - Ribbed Fit

TUBE DIMENSIONS					PART NO.	DESCRIPTION	PART DIMENSIONS			
Inside Diameter Range				Typical Gauge	Black		A Outside Diameter		B Depth	
Minimum		Maximum								
in.	mm.	in.	mm.				in.	mm.	in.	mm.
.31	7,9	.33	8,4	13 - 14	**G5220**	PRT 50-13	.50	12,7	.45	11,4
.37	9,4	.43	10,9	16 - 20	**G5221**	PRT 50-16				
.46	11,7	.56	14,2	14 - 20	**G5223**	PRT 63-14	.63	15,9	.44	11,2
.58	14,7	.68	17,3	14 - 20	**G5224**	PRT 75-14	.75	19,1		
.61	15,5	.71	18,1	10 - 14	**G5225**	PRT 88-10	.88	22,2		
.71	18,0	.91	23,1	14 - 20	**G5226**	PRT 88-14				
.73	18,5	.83	21,1	10 - 14	**G5227**	PRT 100-10	1.00	25,4		
.83	21,0	.93	23,6	14 - 20	**G5228**	PRT 100-14				
.96	23,4	1.06	26,9	14 - 20	**G5229**	PRT 113-14	1.13	28,6	.52	13,2
.98	24,9	1.08	27,4	10 - 14	**G5230**	PRT 125-10	1.25	31,8		
1.08	27,4	1.18	30,0	14 - 20	**G5231**	PRT 125-14				
1.21	30,7	1.31	33,3	14 - 20	**G5232**	PRT 138-14	1.34	34,9	.50	12,7
1.17	29,7	1.28	32,5	8 - 12	**G5233**	PRT 150-08	1.50	38,1	.52	13,2
1.23	21,2	1.33	33,8	10 - 14	**G5234**	PRT 150-10				
1.33	33,8	1.43	36,3	14 - 20	**G5235**	PRT 150-14				
1.36	34,5	1.46	37,1	10 - 14	**G5236**	PRT 163-10	1.63	41,3	.50	12,7
1.46	37,0	1.56	39,6	14 - 20	**G5237**	PRT 163-14	1.63	41,3	.52	13,2
1.48	37,6	1.58	40,1	10 - 14	**G5238**	PRT 175-10	1.75	44,5	.59	15,0
1.58	40,1	1.68	42,7	14 - 20	**G5239**	PRT 175-14				
1.73	43,9	1.83	46,5	10 - 14	**G5241**	PRT 200-10	1.95	49,5		
1.83	46,5	1.93	49,0	14 - 20	**G5242**	PRT 200-14	2.00	50,8		
1.86	47,2	2.00	50,8	10 - 14	**G5243**	PRT 213-10	2.13	54,0	.67	17,0
1.98	50,3	2.08	52,8	10 - 14	**G5244**	PRT 225-10	2.25	57,2	.66	16,8
2.08	52,8	2.18	53,4	14 - 20	**G5245**	PRT 225-14	2.25	57,2	.69	17,5
2.11	53,6	2.21	56,1	10 - 14	**G5246**	PRT 238-10	2.38	60,3	.66	16,8
2.17	55,1	2.28	57,9	8 - 12	**G5247**	PRT 250-08	2.50	63,5	.69	17,5
2.43	61,7	2.47	62,7	14 - 20	**G5248**	PRT 250-14				

Standard color black.

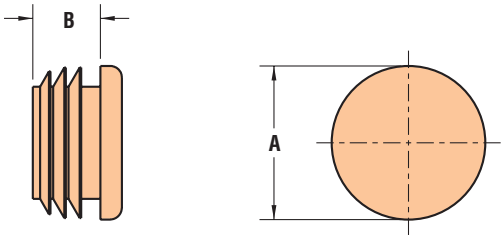

- With durable construction and **excellent gliding edges**, Heyco PRT Series Plugs for Round Tubing may be used on a wide range of metal furniture, appliances, and similar items.
- **Tapered rib design** ensures a secure fit.
- A **thick, impact and abrasion resistant base** makes PNT Series Plugs ideal tubing closures for products subject to heavy-duty service or exposure to adverse environments.
- Not subject to rust or corrosion.
- See pages 40 through 43 for Heyco Plugs for Square and Rectangular Tubing.
- For larger diameter sizes, please consult Heyco.

Material	**LDPE - Low Density Polyethylene**
Maximum Temperature Rating	**175°F (79°C)**

Quick Specs

HEYCO

ALL NEW PRODUCTS!

Heyco® Plugs for Square Tubing

PST Series - Clearance Fit

- Heyco Series PST Plugs for Square Tubing **finish raw tubing ends** with a clean finish.
- Sized for different gauges, **fit flush with tubing sides**.
- **Keep dirt and moisture out** of sensitive areas.
- All PST Series Plugs are **.50˝ (12,7 mm) in depth**.
- **Protect against injury** from sharp tubing edges.
- See pages 38 and 39 for HEYCaps and Plugs for Round Tubing
- See page 43 for Heyco Plugs for Rectangular Tubing.

TUBE DIMENSIONS					PART NO. Black	DESCRIPTION
Outside Dimension		Inside Dimension		Typical Gauge		
in.	mm.	in.	mm.			
.50	12,7	.37	9,4	16	**G5260**	PST 50-16
.75	19,1	.62	15,7	16	**G5261**	PST 75-16
1.00	25,4	.76	19,3	11	**G5262**	PST 100-11
		.83	21,1	14	**G5263**	PST 100-14
		.87	22,1	16	**G5264**	PST 100-16
		.90	22,9	18	**G5265**	PST 100-18
		.93	23,6	20	**G5266**	PST 100-20
1.25	31,8	1.01	25,7	11	**G5267**	PST 125-11
		1.08	27,4	14	**G5268**	PST 125-14
		1.12	28,4	16	**G5269**	PST 125-16
1.50	38,1	1.26	32,0	11	**G5270**	PST 150-11
		1.33	33,9	14	**G5271**	PST 150-14
		1.37	34,8	16	**G5272**	PST 150-16
2.00	50,8	1.76	44,7	11	**G5273**	PST 200-11
		1.83	46,6	14	**G5274**	PST 200-14
		1.87	47,5	16	**G5275**	PST 200-16

Standard color black.

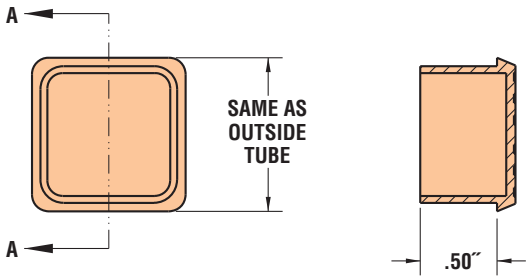

Quick Specs

Material	**LDPE - Low Density Polyethylene**
Maximum Temperature Rating	**175°F (79°C)**

1-800-526-4182 • 732-286-1800 (NJ) • FAX: 732-244-8843 • www.heyco.com

HEYCO

ALL NEW PRODUCTS!

Heyco® Plugs for Square Tubing

PSTR Series - Ribbed Fit

TUBE DIMENSIONS					PART NO.	DESCRIPTION	PART DIMENSIONS			
Inside Dimension Range				Typical Gauge			A Outside Dimension		B Depth	
Minimum		Maximum			Black					
in.	mm.	in.	mm.				in.	mm.	in.	mm.
.37	9,4	.40	10,2	16 - 18	**G5280**	PST R-50-16	.50	12,7	.44	11,2
.46	11,8	.56	14,2	14 - 20	**G5281**	PST R-63-14	.63	15,9	.43	10,9
.48	12,2	.58	14,8	10 - 14	**G5282**	PST R-75-10	.75	19,1		
.58	14,8	.68	17,3	14 - 20	**G5283**	PST R-75-14				
.71	18,1	.81	20,6	14 - 20	**G5284**	PST R-88-14	.88	22,2		
.73	18,6	.83	21,2	10 - 14	**G5285**	PST R-100-10	1.00	25,4		
.83	21,2	.93	23,6	14 - 20	**G5287**	PST R-100-14				
.96	24,5	1.06	26,9	14 - 20	**G5289**	PST R-113-14	1.13	28,6	.49	12,4
.98	24,9	1.08	27,5	10 - 14	**G5290**	PST R-120-10	1.25	31,8	.52	13,2
1.08	27,5	1.18	30,0	14 - 20	**G5291**	PST R-120-14				
1.11	28,2	1.21	30,8	10 - 14	**G5292**	PST R-138-10	1.38	34,9		
1.21	30,8	1.31	33,3	14 - 20	**G5293**	PST R-138-14				
1.23	31,3	1.33	33,9	10 - 14	**G5294**	PST R-150-10	1.50	38,1		
1.33	33,9	1.43	36,3	14 - 20	**G5295**	PST R-150-14				
1.48	37,6	1.58	40,2	10 - 14	**G5296**	PST R-170-10	1.75	44,5		
1.58	40,2	1.68	42,7	14 - 20	**G5297**	PST R-170-14				
1.52	38,7	1.67	42,4	4 -8	**G5298**	PST R-200-04	2.00	50,8		
1.73	44,0	1.83	46,6	10 - 14	**G5299**	PST R-200-10				
1.83	46,6	1.93	49,0	14 - 20	**G5300**	PST R-200-14				
1.98	50,3	2.08	52,9	10 - 14	**G5301**	PST R-225-10	2.25	57,2		
2.09	53,2	2.23	56,7	6 - 10	**G5302**	PST R-250-06	2.50	63,5	.56	14,2
2.23	56,7	2.33	59,3	10 - 14	**G5303**	PST R-250-10	2.50	63,5	.50	12,7
2.37	60,2	2.45	62,2	16 - 23	**G5304**	PST R-250-16	2.50	63,5	.56	14,2

Standard color black.

- Heyco PSTR Series Plugs feature **externally tapered ribs** designed to fit a wide range of tubing gauges while accommodating any dimensional fluctuations within the tubing.
- Exterior ribs provide a **sure grip inside the tubing**, without the unsightly plastic shavings found on many straight wall glide installations.
- Not subject to rust or corrosion.
- See pages 38 and 39 for HEYCaps and Plugs for Round Tubing.
- See page 43 Heyco Plugs for Rectangular Tubing.
- For larger sizes, please consult Heyco.

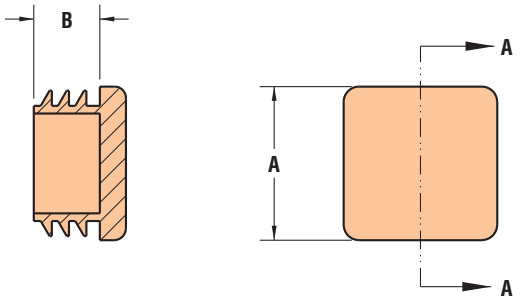

Material	**LDPE - Low Density Polyethylene**
Maximum Temperature Rating	**175°F (79°C)**

Quick Specs

HEYCO

ALL NEW PRODUCTS!

Heyco® Ergonomic Plugs for Square Tubing

PSTE Series - Vinyl for Greater Flexibility

- **Flexible, ribbed design** allows quick and easy "fingertip" installation.
- **Removable without the use of tools** (Traditional glides and tube plugs are designed to be permanent. Their rigid design makes removal very difficult).
- Injection molded for intricate detail and design, with **flexibility**.
- See pages 38 and 39 for HEYCaps and Plugs for Round Tubing.
- See page 43 for Heyco Plugs for Rectangular Tubing.
- Material: Vinyl. Vinyl **decreases mobility** or sliding on floors, helping to keep your application in place.

TUBE DIMENSIONS Inside Dimension Range Minimum in.	Minimum mm.	Maximum in.	Maximum mm.	Typical Gauge	PART NO. Black	DESCRIPTION	PART DIMENSIONS A Outside Dimension in.	A mm.	B Depth in.	B mm.
.58	14,7	.68	17,3	14 - 20	**G5320**	PST E-75-14	.75	19,1	.43	10,9
.73	18,5	.83	21,1	10 - 14	**G5321**	PST E-100-10	1.00	25,4		
.83	21,1	.93	23,6	14 - 20	**G5322**	PST E-100-14				
1.08	27,4	1.18	30,0	14 - 20	**G5323**	PST E-125-14	1.25	31,8	.52	13,2
1.23	31,2	1.33	33,8	10 - 14	**G5324**	PST E-150-10	1.50	38,1		
1.33	33,8	1.43	36,3	14 - 20	**G5325**	PST E-150-14				
1.73	43,9	1.83	46,5	14 - 20	**G5326**	PST E-200-10	2.00	50,8		

Standard color black.

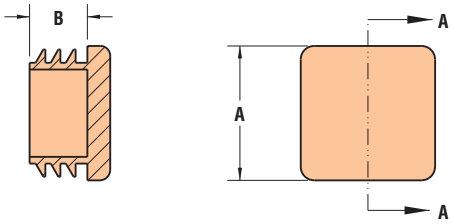

Heyco® Domed Plugs for Square and Rectangular Tubing

PZTD Series - Ribbed Fit

- Featuring the same external rib design of Heyco PSTR Series Plugs for Square Tubing, but with a Domed finish.
- **Durable construction** ensures exceptional performance on a variety of metal furniture.
- See pages 38 and 39 for HEYCaps and Plugs for Round Tubing.
- See page 43 for Heyco Plugs for Rectangular Tubing.

TUBE DIMENSIONS A Outside Dimensions in.	A mm.	B in.	B mm.	Wall Thickness in.	Typical Gauge	PART NO. Black	DESCRIPTION	PLUG C Depth in.	C mm.
180° Head									
.75	19,1	.75	19,1	.083 - .035	14 - 20	**G5370**	PZTD 75-75-14	.50	12,7
.88	22,2	.88	22,2	.083 - .035	14 - 20	**G5371**	PZTD 88-88-14		
1.19	30,2	2.00	50,8	.065	16	**G5372**	PZTD 119-200-16	1.00	25,4
Pyramid Head									
2.00	50,8	2.00	50,8	.083 - .035	14 - 20	**G5373**	PZTD 200-200-14	.75	19,1
				.134 - .083	10 - 14	**G5374**	PZTD 200-200-10		

Standard color black.

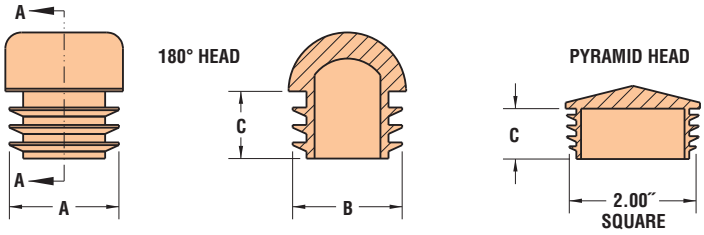

Quick Specs

Material	**PSTE Vinyl**	**Material**	**PZTD Low Density Polyethylene**
Maximum Temperature Rating	**350°F (177°C)**	**Maximum Temperature Rating**	**175°F (79°C)**

1-800-526-4182 • 732-286-1800 (NJ) • FAX: 732-244-8843 • www.heyco.com

HEYCO

ALL NEW PRODUCTS!

Heyco® Plugs for Rectangular Tubing

PZT Series - Ribbed Fit

TUBE DIMENSIONS						PART NO.	DESCRIPTION	PLUG	
A Outside Dimensions		B Outside Dimensions		Wall Thickness	Typical Gauge	Black		C Depth	
in.	mm.	in.	mm.	in.				in.	mm.
.50	12,7	1.00	25,4	.065 - .049	16 - 18	**G5330**	PZT 50-100-16	.43	10,9
		1.50	38,1	.083 - .035	14 - 20	**G5331**	PZT 50-150-14	.50	12,7
.63	15,9	1.12	28,6	.083 - .035	14 - 20	**G5332**	PZT 63-112-14	.43	10,9
		1.25	31,8	.083	14	**G5334**	PZT 63-125-14	.50	12,7
		1.38	34,9	.083 - .035	14 - 20	**G5335**	PZT 63-138-14	.43	10,9
.75	19,1	1.50	38,1	.083 - .035	14 - 20	**G5336**	PZT 75-150-14	.43	10,9
1.00	25,4	1.25	31,8	.083 - .035	14 - 20	**G5337**	PZT 100-125-14	.50	12,7
		1.50	38,1	.134 - .083	10 - 14	**G5338**	PZT 100-150-10		
				.083 - .035	14 - 20	**G5339**	PZT 100-150-14		
		2.00	50,8	.134 - .083	10 - 14	**G5340**	PZT 100-200-10		
				.083 - .035	14 - 20	**G5341**	PZT 100-200-14*		
				.065	16	**G5342**	PZT 100-200-16	.36	9,1
		2.50	63,5	.083 - .035	14 - 20	**G5343**	PZT 100-250-14	.45	11,4
				.065 - .049	16 - 18	**G5344**	PZT 100-250-16	.50	12,7
		3.00	76,2	.083 - .035	14 - 20	**G5345**	PZT 100-300-14	.51	13,0
1.50	38,1	2.00	50,8	.134 - .083	10 - 14	**G5346**	PZT 150-200-10	.50	12,7
		2.50	63,5	.109 - .065	12 - 16	**G5347**	PZT 150-250-12	.53	13,5
		3.00	76,2	.134 - .083	10 - 14	**G5348**	PZT 150-300-10	.50	12,7
		3.50	88,9	.134 - .083	10 - 14	**G5349**	PZT 150-350-10	.60	15,2
1.96	49,8	3.94	100,1	.203 - .109	6 - 12	**G5356**	PZT 196-394-06M	.65	16,5
2.00	50,8	2.50	63,5	.134 - .083	10 - 14	**G5351**	PZT 200-250-10	.52	13,2
		3.00	76,2	.203 - .165	6 - 8	**G5352**	PZT 200-300-06		
				.134 - .083	10 - 14	**G5353**	PZT 200-300-10		
				.083 - .035	14 - 20	**G5354**	PZT 200-300-14	.50	12,7
		4.00	101,6	.203 - .120	6 - 11	**G5355**	PZT 200-400-06	.94	23,9
				.134 - .083	10 - 14	**G5357**	PZT 200-400-10	.50	12,7
				.083 - .035	14 - 20	**G5358**	PZT 200-400-14		
		5.00	127,0	.165	8	**G5359**	PZT 200-500-08*	1.00	25,4
				.134	10	**G5360**	PZT 200-500-10*		

Standard color black.
*Smooth (ie, not ribbed) shank.

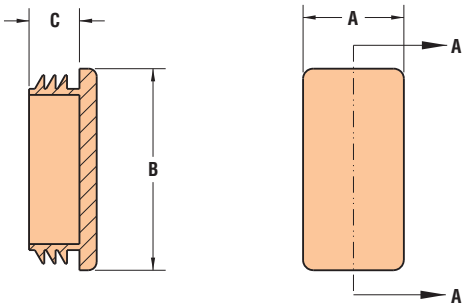

- Featuring the same external rib design of Heyco PSTR Series Plugs for Square Tubing, PZT Series Plugs for Rectangular Tubing are offered in a **broad selection of width-to-length proportions**, to fit many special tubing shapes found on stands for computer terminals, office machines, display fixtures, and similar metal furnishings and equipment.
- **Durable construction** ensures exceptional performance in business and commercial applications.
- See pages 38 through 42 for HEYCaps and Plugs for Round and Square Tubing.

Material	**LDPE - Low Density Polyethylene**
Maximum Temperature Rating	**175°F (79°C)**

Quick Specs

Heyco® Custom Engraved Tops For Plugs

For Dome Plugs (4), Thick Panel Plugs (5), Shorty Plugs (6),
Thin Panel Plugs (7), and Extra & Metric Dome Plugs (9)



Your logo here

Heyco's Axcell Rapid Response Team is ready to customize your Plug in various sizes, shapes, materials, and colors. We can even mold your Company logo directly onto your Plug!

- With innovative custom engineered part designs, mold creation, and in-house tooling, Axcell provides product solutions with a cost effective initial investment and attractive payback.
- Axcell has the ability to quickly deliver custom molded solutions in a variety of colors and engineered thermoplastic materials to meet requirements for aesthetic, mechanical, thermal or optical properties.
- Our rapid prototyping abilities, short runs, inspection services, regulatory testing and value-added assembly services can meet your requirements quickly and add value to your project's bottom line.

1-800-526-4182 • 732-286-1800 (NJ) • FAX: 732-244-8843 • www.heyco.com

HEYCO

Heyco® Stock and Custom* Colors for Dome Plugs and Shorty Plugs

*CUSTOM Color parts MUST be color matched. For accurate matching, consult Heyco for sample molded nylon color chips.

For complete Dome Plug Part Dimensions and Specifications, see page 4.
For complete Shorty Plug Part Dimensions and Specifications, see page 6.

MOUNTING HOLE DIA.		PLUG TYPE	ROOT PART NO.	STOCK COLOR PART NUMBER SUFFIX									YOUR CUSTOM COLOR HERE
in.	mm.			FK	FL	FJ	EH	CS	DD	CF	DQ	FI	xx **
.218	5,5	Shorty	**1656**	FK	FL	FJ	EH	CS	DD	CF	DQ	FI	xx
.250	6,4	Dome	**2605**	FK	FL	FJ	EH	CS	DD	CF	DQ	FI	xx
.281	7,1	Shorty	**1662**	FK	FL	FJ	EH	CS	DD	CF	DQ	FI	xx
.312	7,9	Dome	**2615**	FK	FL	FJ	EH	CS	DD	CF	DQ	FI	xx
		Shorty	**1680**	FK	FL	FJ	EH	CS	DD	CF	DQ	FI	xx
.343	8,7	Shorty	**1665**	FK	FL	FJ	EH	CS	DD	CF	DQ	FI	xx
.375	9,5	Dome	**2619**	FK	FL	FJ	EH	CS	DD	CF	DQ	FI	xx
		Shorty	**1683**	FK	FL	FJ	EH	CS	DD	CF	DQ	FI	xx
.437	11,1	Dome	**2635**	FK	FL	FJ	EH	CS	DD	CF	DQ	FI	xx
		Shorty	**1686**	FK	FL	FJ	EH	CS	DD	CF	DQ	FI	xx
.500	12,7	Dome	**2645**	FK	FL	FJ	EH	CS	DD	CF	DQ	FI	xx
		Shorty	**1689**	FK	FL	FJ	EH	CS	DD	CF	DQ	FI	xx
.531	13,5	Shorty	**1674**	FK	FL	FJ	EH	CS	DD	CF	DQ	FI	xx
.562	14,3	Dome	**2655**	FK	FL	FJ	EH	CS	DD	CF	DQ	FI	xx
.625	15,9	Dome	**2665**	FK	FL	FJ	EH	CS	DD	CF	DQ	FI	xx
		Shorty	**1692**	FK	FL	FJ	EH	CS	DD	CF	DQ	FI	xx
.687	17,4	Dome	**2675**	FK	FL	FJ	EH	CS	DD	CF	DQ	FI	xx
.750	19,1	Dome	**2685**	FK	FL	FJ	EH	CS	DD	CF	DQ	FI	xx
		Shorty	**1695**	FK	FL	FJ	EH	CS	DD	CF	DQ	FI	xx
.812	20,6	Dome	**2695**	FK	FL	FJ	EH	CS	DD	CF	DQ	FI	xx
.875	22,2	Dome	**2705**	FK	FL	FJ	EH	CS	DD	CF	DQ	FI	xx
		Shorty	**1701**	FK	FL	FJ	EH	CS	DD	CF	DQ	FI	xx
1.000	25,4	Dome	**2715**	FK	FL	FJ	EH	CS	DD	CF	DQ	FI	xx
		Shorty	**1704**	FK	FL	FJ	EH	CS	DD	CF	DQ	FI	xx
1.093-	27,8-	Dome	**2725**	FK	FL	FJ	EH	CS	DD	CF	DQ	FI	xx
1.125	28,6	Shorty	**1707**	FK	FL	FJ	EH	CS	DD	CF	DQ	FI	xx
1.187	30,1	Dome	**2735**	FK	FL	FJ	EH	CS	DD	CF	DQ	FI	xx
1.250	31,7	Dome	**2742**	FK	FL	FJ	EH	CS	DD	CF	DQ	FI	xx
1.375	34,9	Dome	**2755**	FK	FL	FJ	EH	CS	DD	CF	DQ	FI	xx
1.500	38,1	Dome	**2765**	FK	FL	FJ	EH	CS	DD	CF	DQ	FI	xx
1.750	44,5	Dome	**2775**	FK	FL	FJ	EH	CS	DD	CF	DQ	FI	xx
2.000	50,8	Dome	**2785**	FK	FL	FJ	EH	CS	DD	CF	DQ	FI	xx
2.5	63,5	Dome	**2792**	FK	FL	FJ	EH	CS	DD	CF	DQ	FI	xx
3.0	76,2	Dome	**2457**	FK	FL	FJ	EH	CS	DD	CF	DQ	FI	xx

**** "xx" indicates that, following the color match process, Heyco will add a two letter suffix to the Root Part Number shown. This suffix will identify your particular CUSTOM Color selection. Consult Heyco for molded nylon color chips for accurate matching.**

- **Heyco Stock and Custom Colors are Molded-in, not dyed, Colors.**
- Stock and Custom Color Minimum Order Quantities are usually higher than for Black and White parts.
- **STOCK** Color means the color concentrate pellets are in stock at Heyco.
- The Stock Colors shown are **approximate**. Consult Heyco for Stock Color molded nylon color chips.
- Stock Color lead times are typically 2-3 weeks from receipt of order.
- For Stock Color part numbers in other Plug styles, for example Glossy or Double D Plugs, please consult Heyco.
- **CUSTOM** Color parts MUST be color matched to your application. For accurate matching, consult Heyco for sample molded nylon color chips.
- Custom Color lead times are typically 4 weeks from receipt of order.
- **We offer Stock and Custom Colors in virtually all of our nylon molded products.**

HEYCO

Heyco® Not All Plugs are Round

- Fill uniquely sized panel holes.
- Locking fingers in fractional increments up to the maximum panel thickness.
- Consult Heyco for other sizes. Our Axcell Rapid Response team is ready to meet your design requirements.
- PN 1890 - UR Recognized under the Component Program of Underwriters' Laboratories File E15331.
- PN 1892 - UR Recognized under the Component Program of Underwriters' Laboratories File E51579 and CSA Certified by the Canadian Standards Association File 8919.

PANEL DIMENSIONS						PART NO.	DESCRIPTION	PART DIMENSIONS			
Maximum Thickness		Mounting Hole C Length		Mounting Hole D Width		Black		A Head Dimensions		B Overall Height	
in.	mm.	in.	mm.	in.	mm.			in.	mm.	in.	mm.
.040	1,0	.290	7,4	.270	6,9	**2512**	RP 69-74*	.37 x .37	9,4 x 9,4	.330	8,4
.099	2,5	.453	11,5	.512	13,9	**1890**	RP 115-130	.58 x .58	14,7 x 14,7	.403	10,2
.157	4,0	.690	17,5	.690	17,5	**1892**	RP 175-175	.83 x .83	21,1 x 21,1	.470	11,9
.125	3,2	1.350	34,3	1.350	34,3	**2546**	RP 343-343-R**	2.31 dia.	58,7 dia.	.600	15,2
		1.650	41,9	.940	23,9	**2513**	RP 239-419	1.38 x 2.17	35,1 x 55,1	.460	11,7
Your Strange, Beautiful Plug here*											

Standard color black. Consult Heyco for other colors.
* Single locking step for Panel Thickness up to .040˝ (1,0 mm).
** Round Head and single thickness panel design.
*** Consult Heyco. Our Axcell Rapid Response Team is ready to meet your design requirements.

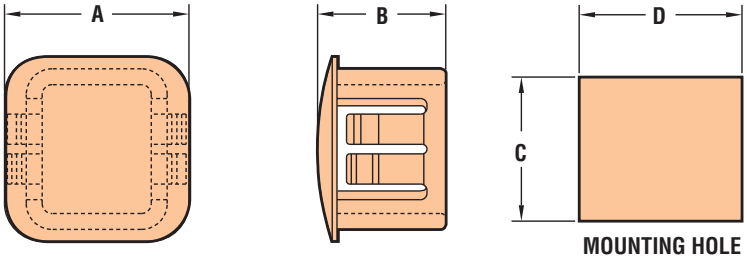

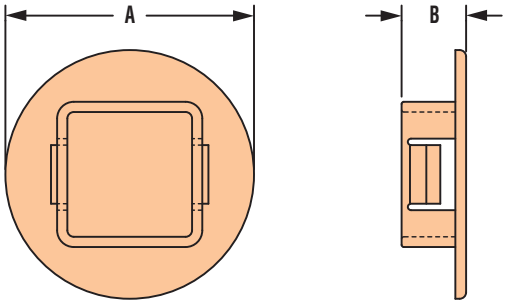

2546

Quick Specs

Material	**Nylon 6/6**
Flammability Rating	**94V-2**
Temperature Rating	**-40°F (-40°C) to 221°F (105°C)**

1-800-526-4182 • 732-286-1800 (NJ) • FAX: 732-244-8843 • www.heyco.com

Heyco® Hole Plugs LabKit #3

(Part No. 2997)

Use Heyco LabKits!

- Heyco LabKits are perfect for product design departments, experimental labs, and for all prototype work.
- Heyco Kits contain an assortment of our most popular plugs.
- Heyco also offers LabKits for Liquid Tight Cordgrips, Strain Relief Bushings, Bushings, Hardware, Power Components, and Grommets.

"Stay Connected with Heyco" Hole Plugs

HEYCO

The Strain Reliever™ "Pill Bottle" (PN 9977)

INDICATIONS:

For permanent **relief of strain** associated with not having the solution.

DIRECTIONS:

Remove top and shake out a potential solution. Take one dose each time "**no solution**" symptoms appear. Repeat as needed. This prescription may be refilled at any time because new solutions are constantly being generated.

WARNING:

If strain persists or gets worse, consult your Heyco representative immediately because this could be a sign of a serious problem in need of a Heyco solution!

Request one from your Heyco Distributor, Sales Representative, Business Development Manager, or Customer Service Representative–TODAY!

HEYCO FOR YOUR BUSINESS HEALTH

HEYCO®

"Stay Connected with Heyco" Power Components

Phone: 732.286.1800 • Toll Free: 800.526.4182
Fax: 732.244.8843 • Toll Free Fax: 800.358.7904
www.heyco.com

©Copyright,Heyco Products, Inc., 2013 Rev. 10/13 Printed in USA
Heyco®, HEYClean™, HEYCap™, TEMPlugs™, and HEYCo-molded™ are trademarks of Heyco Products, Inc.